

PENGUIN INTERNATIONAL LIMITED



ANNUAL REPORT 2015

PENGUIN

— STAYING —
RESILIENT



CONTENTS



FEATURES

02 STANDING STRONG | **04** STAYING AHEAD | **06** PURSUING GROWTH



EDITORIALS

08 THE FLEX FAMILY | **14** CORPORATE PROFILE | **15** CORPORATE STRUCTURE
16 A JOINT LETTER FROM OUR CHAIRMAN & OUR MANAGING DIRECTOR | **18** CORPORATE MILESTONES
20 BOARD OF DIRECTORS | **22** KEY MANAGEMENT PERSONNEL | **24** OPERATING & FINANCIAL REVIEW
26 KEY FINANCIAL HIGHLIGHTS IN FY2015 | **28** CORPORATE INFORMATION | **29** CORPORATE GOVERNANCE



FINANCIALS

40 DIRECTORS' STATEMENT | **44** FINANCIAL STATEMENTS | **124** STATISTICS OF SHAREHOLDINGS
127 NOTICE OF ANNUAL GENERAL MEETING / PROXY FORM

STAYING RESILIENT

PENGUIN INTERNATIONAL LIMITED

THE FUTURE — IS — FLEX



A full-page background image showing several penguins standing on a vast, icy landscape under a soft, hazy sky. The penguins are scattered across the foreground and middle ground, some facing the viewer and others looking away. The ice is broken into various sized floes, and the overall color palette is cool, with blues, whites, and greys, accented by the dark and light of the penguins' feathers.


— STANDING — STRONG

Antarctic Penguins are adaptable to the harshest environmental conditions – extremely frigid temperatures (as low as minus 50 degrees Celsius) and ferocious wind gusts (exceeding 200 kilometres per hour). Despite the harsh surroundings, penguins have risen above their circumstances and learnt to stand strong and thrive amidst nature's wildest ravages.

The penguin's quiet stoicism in the face of adversity is a story that continues to inspire us today. In recent years, the management and staff of Penguin International Limited have come face to face with numerous challenges that rival the cold winds bearing down on the Antarctic Penguins. Like the penguins, we stood strong and overcame every challenge with courage, fortitude and ingenuity.





A large iceberg floats in a blue ocean under a cloudy sky. The top of the iceberg is visible above the water, while the much larger, submerged part is visible below the surface. The text 'STAYING AHEAD' is overlaid on the image, with 'STAYING' in white and 'AHEAD' in black.

— STAYING — AHEAD

In the water, penguins are able to dive deeper and adapt to crushing water pressures much better than any other aquatic bird. This innate skill has enabled penguins to exploit food sources well beyond the capabilities of their competitors.

Similarly, Penguin International Limited's integrated capabilities as a designer-builder-owner-operator have enabled us to capture new opportunities amidst fierce competition, backed by our strong balance sheet, our Flex brand, our global network and our pricing power as one of the world's most cost-effective crewboat builders and operators.



— PURSUING — GROWTH

Penguins are excellent navigators – Emperor Penguins have been known to walk hundreds of kilometres in search of food, and yet be able to find their way back to their colony months later. Their built-in navigation system enables them to instinctively know where they have been and where they are heading in a featureless landscape of ice and snow.

The management and staff of Penguin International Limited are committed to developing new high-speed craft designs and applications. We avoid getting “lost” by staying true to our core capabilities.



WELCOME TO THE HOME OF THE FLEX



OUR PROPRIETARY FLEX CREWBOAT DESIGNS ARE JOINTLY DEVELOPED BY OUR INTEGRATED SHIPBUILDING AND SHIP MANAGEMENT TEAMS IN SINGAPORE, BACKED BY MORE THAN TWO DECADES OF EXPERIENCE IN THE CONSTRUCTION AND OPERATION OF ALUMINIUM HIGH-SPEED VESSELS.

To date, we have delivered more than 100 Flex crewboats to owners around the world, from Asia to Africa. Whether you are fending off pirates in the Gulf of Aden or rushing drilling crew to a rig in the Gulf of Thailand, you can count on your Flex to get the job done quickly.

Backed by a strong balance sheet and extensive operational experience, we have developed a range of crewboats and Fast Supply Intervention Vessels to suit a spectrum of needs. Currently, our Flex model types range from the "Sensibly Economical Crewboat" Flex-25 CAT (*new in 2016*) to the "Fit-For-Purpose FSIV" Flex-50.

In our self-funded Evergreen Production Programme, our main model types are the Caterpillar-powered Flex-40SLC and the Baudouin-powered Flex-40. Successor to the best-selling Flex-38's Series, the Flex-40's Series features

expanded fuel and passenger capacities, improved seating and re-engineered propulsion.

For owners with special requirements, we welcome you to specify options to customise your Flex, including HPPE ballistic protection panels, gun mounts, night vision device, business class seats, extra cabins, first-aid room, active interceptors, remote fuel monitoring system etc.

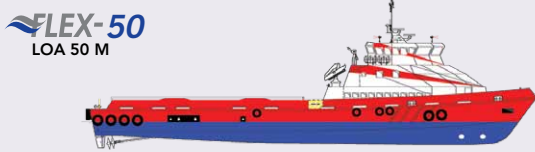





Specifically for owners in the maritime security sector, we have developed the Flex Fighter - a bespoke armoured variant of our Flex-40's model types.

Not surprisingly then, Flex crewboats have become the industry standard for the offshore and maritime security industries.

In addition to crewboats, we also have the Flex Ferry, the newest member of our Flex Family. Dubbed the "New Cool in Ferries", the Flex Ferry is one of only a few "2000 HSC Code" large monohull passenger ferries in the world.

For more information on Flex sales and charters, please visit www.penguin.com.sg or email psa@penguin.com.sg (for sales) and enquiries@pelican-offshore.com (for charters).

Go ahead. **FLEX YOUR FLEET!**

	ENGINE	PAX	CARGO DECK	FUEL
	(BHP)	(seats)	(sqm)	(KL)
 <p>FLEX-50 LOA 50 M</p>	9864	75*	200	171
 <p>FLEX-45 LOA 45 M</p>	4800	63*	135	135
<p>NEW in 2016</p>  <p>FLEX-42X LOA 42 M</p>	4350	70*	110	100
 <p>FLEX-40SLC LOA 40 M</p>	4350	78	110	93
 <p>FLEX-40 LOA 40 M</p>	3600	90	100	86
<p>NEW in 2016</p>  <p>FLEX-25 CAT LOA 26 M</p>	2900	60*	52	28

* Full Business Class Seating Arrangement

THE FLEX FAMILY

[CONT'D]

FLEX-40SLC



PRINCIPAL PARTICULARS

Length Overall	40.00 M
Breadth Moulded	7.60 M
Depth Moulded	3.65 M
Loaded Draft	1.89 M
Clear Deck Area	110 SQM
Fuel Oil Capacity	93,000 L
Fresh Water Capacity	30,000 L
Complement	8 Crew Members Economy Class 78 Passengers*

Main Engines	3 x Caterpillar C32 ACERT 4350 BHP @ 2300 RPM Electronically Controlled
Bow Thruster	1 unit electro-hydraulic @ 100 HP
Maximum Speed	28 knots @ 100% MCR & 35 MT DWT
Cruising Speed	26 knots @ 85% MCR & 35 MT DWT

* Business Class Option 50 Passengers

FLEX FIGHTER



PRINCIPAL PARTICULARS

Length Overall	40.00 M
Breadth Moulded	7.60 M
Depth Moulded	3.65 M
Loaded Draft	1.89 M
Clear Deck Area	110 SQM
Fuel Oil Capacity	93,000 L
Fresh Water Capacity	30,000 L
Complement	8 Crew Members 10 Security Personnel 38 Passengers
Knuckle-Boom Crane	0.5 Ton @ 6 M Outreach

Main Engines	3 x Caterpillar C32 ACERT 4350 BHP @ 2300 RPM Electronically Controlled
Bow Thruster	1 unit electro-hydraulic @ 100 HP
Maximum Speed	28 knots @ 100% MCR & 35 MT DWT
Cruising Speed	26 knots @ 85% MCR & 35 MT DWT

Our standard Flex Fighter is based on the Flex-40SLC

FLEX-40



PRINCIPAL PARTICULARS

Length Overall	40.00 M
Breadth Moulded	7.60 M
Depth Moulded	3.65 M
Loaded Draft	1.89 M
Clear Deck Area	100 SQM
Fuel Oil Capacity	86,000 L
Fresh Water Capacity	30,000 L
Complement	8 Crew Members Economy Class 90 Passengers*

Main Engines	3 x Baudouin 12M26.2 3600 BHP @ 1950 RPM Mechanically Controlled
Bow Thruster	1 unit electro-hydraulic @ 100 HP
Maximum Speed	25 knots @ 100% MCR & 35 MT DWT
Cruising Speed	23 knots @ 85% MCR & 35 MT DWT

* Business Class Option 60 Passengers

FLEX-45



PRINCIPAL PARTICULARS

Length Overall	45.00 M
Breadth Moulded	8.80 M
Depth Moulded	3.65 M
Loaded Draft	1.89 M
Clear Deck Area	135 SQM
Fuel Oil Capacity	135,000 L
Fresh Water Capacity	35,000 L
Complement	10 Crew Members Business Class 63 Passengers* 2 VIP Rooms
Knuckle-Boom Crane	0.5 Ton @ 6 M Outreach

Main Engines	4 x Baudouin 12M26.2 4800 BHP @ 1950 RPM Mechanically Controlled
Bow Thruster	1 unit electro-hydraulic @ 132 HP
Maximum Speed	27 knots @ 100% MCR & 45 MT DWT
Cruising Speed	25 knots @ 85% MCR & 45 MT DWT

* Economy Class Option 70 Passengers

THE FLEX FAMILY

[CONT'D]

FLEX-25 CAT NEW in 2016



PRINCIPAL PARTICULARS

Length Overall	26.20 M
Breadth Moulded	8.50 M
Beam Demihull CL	5.30 M
Loaded Draft	1.30 M
Clear Deck Area	52 SQM
Fuel Oil Capacity	28,000 L
Fresh Water Capacity	8,700 L
Complement	6 Crew Members
	Business Class 60 Passengers*
	1 Sick Bay

Main Engines	2 x Caterpillar C32 ACERT 2900 BHP @ 2300 RPM Electronically Controlled
Maximum Speed	27 knots @ 100% MCR & 15 MT DWT
Cruising Speed	25 knots @ 85% MCR & 15 MT DWT

* Economy Class Option 71 Passengers

FLEX-42X NEW in 2016



PRINCIPAL PARTICULARS

Length Overall	42.00 M
Breadth Moulded	8.00 M
Depth Moulded	3.98 M
Loaded Draft	1.60 M
Clear Deck Area	110 SQM
Fuel Oil Capacity	100,000 L
Fresh Water Capacity	20,000 L
Complement	12 Crew Members
	Business Class 70 Passengers*

Main Engines	3 x Caterpillar C32 ACERT 4350 BHP @ 2300 RPM Electronically Controlled
Bow Thruster	1 unit electro-hydraulic @ 132 HP
Maximum Speed	29 knots @ 100% MCR & 35 MT DWT
Cruising Speed	27 knots @ 85% MCR & 35 MT DWT

* Economy Class Option 90 Passengers

FLEX-50



PRINCIPAL PARTICULARS

Length Overall	50.00 M
Breadth Moulded	9.10 M
Depth Moulded	4.00 M
Loaded Draft	2.55 M
Clear Deck Area	200 SQM
Fuel Oil Capacity	171,000 L
Fresh Water Capacity	52,000 L
Complement	14 Crew Members Business Class 75 Passengers*
Knuckle-Boom Crane	1.8 Ton @ 6 M Outreach

Main Engines	4 x MTU 16 V4000 M53 9864 BHP @ 1800 RPM Electronically Controlled
Bow Thruster	2 units electro-hydraulic @ 200 HP
Maximum Speed	25 knots @ 100% MCR & 150 MT DWT
Cruising Speed	23 knots @ 85% MCR & 150 MT DWT

* Economy Class Option 120 Passengers

FLEX FERRY



PRINCIPAL PARTICULARS

Length Overall	38.50 M
Breadth Moulded	8.70 M
Depth Moulded	3.50 M
Loaded Draft	1.40 M
Passenger Capacity	Economy Class 208 on main deck Business Class 30 on upper deck
Fuel Oil Capacity	8,000 L
Fresh Water Capacity	1,500 L

Main Engines	3 x Caterpillar C32 ACERT 3900 BHP @ 2100 RPM Electronically Controlled
Maximum Speed	27 knots @ 100% MCR & 21 MT DWT
Cruising Speed	26 knots @ 90% MCR & 21 MT DWT

CORPORATE PROFILE



PENGUIN INTERNATIONAL LIMITED

PENGUIN INTERNATIONAL LIMITED IS A SINGAPORE-BASED, PUBLICLY LISTED MARINE AND OFFSHORE SERVICES GROUP, SPECIALISING IN THE DESIGN, CONSTRUCTION, REPAIR AND OPERATION OF HIGH-SPEED ALUMINIUM COMMERCIAL VESSELS.

Through a group of integrated subsidiaries, Penguin owns and operates crewboats, Fast Supply Intervention Vessels (FSIV) and passenger ferries, as well as shipyards in Singapore and Batam, Indonesia.

Our proprietary *Flex* crewboat designs are jointly developed by our integrated shipbuilding and ship management teams, drawing on two decades of experience as builders, owners and operators.

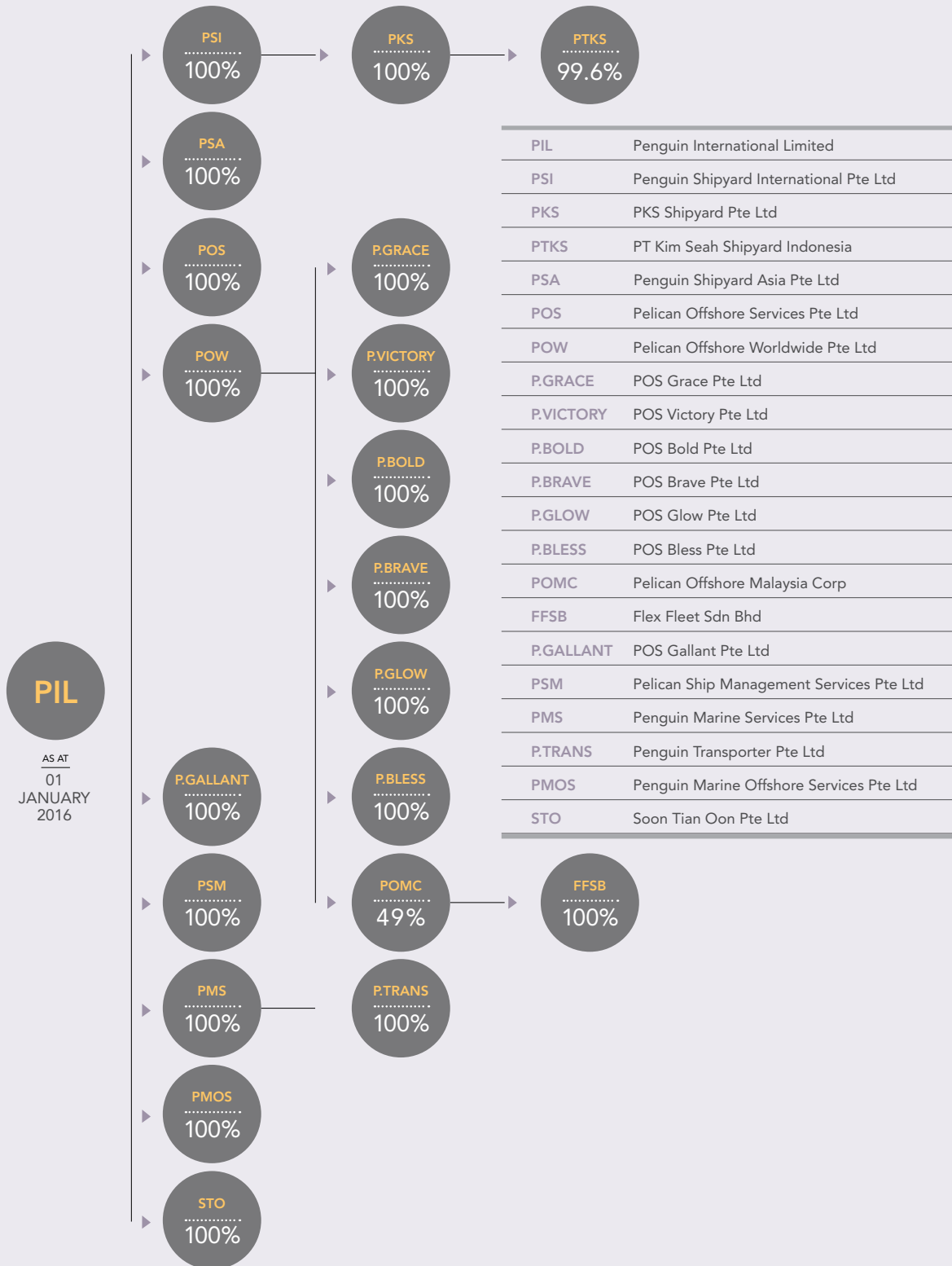
Today, our *Flexes* have become the industry standard for mid-sized, multi-role crewboats in the offshore petroleum

and maritime security markets. And we have become the world's fastest and most prolific crewboat builder.

Penguin is led by an experienced management team and our business is backed by a strong balance sheet.

As a public company, Penguin seeks to be an employer of choice and a good corporate citizen. We are committed to maintaining a high standard of public accountability, corporate governance and social responsibility.

CORPORATE STRUCTURE



A JOINT LETTER FROM OUR CHAIRMAN & OUR MANAGING DIRECTOR



DEAR FELLOW SHAREHOLDERS, CRIMSON IS THE NEW BLACK

As you are all aware, the offshore and marine industry at large is in the midst of a major crisis – a crisis that will worsen in 2016. Many people have lost their jobs. Many companies are struggling to survive. Some have already succumbed.

Gone are the friendly bankers and the eager clients.

It's in times like this that leaders and their strategies are put to the test. So how has Penguin fared?

Let's put things in perspective: Since disposing of our regional ferry ticketing business in 2011, our focused strategy of building stock crewboats for sale and charter while constantly developing new high-speed craft designs and applications has generated more than \$80 million in accumulated retained earnings for the Penguin group.

In the past five years, we also established the FLEX brand globally, became the world's most prolific and fastest builder of mid-sized crewboats and delivered our 100th FLEX crewboat.

In 2015, when the crisis started to draw blood and many of our peer group companies slipped into the red, we still

managed to generate a net profit of \$21.2 million on revenue of \$119.9 million, and ended the year with \$37.3 million in cash and a cash ratio of 0.94 - meaning we have 94 cents in cash for every dollar of current liabilities.

Investment-wise, we made a 15% return on equity and 10% return on total asset in 2015.

From a broader perspective, Penguin ranked 118th or in the top 35% in a Business Times ranking of 335 SGX-listed companies reporting full-year results for the year ended 31 December 2015.

Our latest results include other income of \$16.9 million, which was contributed by an out-of-court settlement of a legal dispute and the sale of crewboats by our operating unit Pelican.

In good times and bad, our strategy has served us well. While it has yet to be put to the ultimate test in the current crisis besetting the industry, we must stay the course and continue to leverage our strengths.

PAIN IS WEAKNESS LEAVING THE BODY

Beneath the bravado, we do feel pain: The pain of experiencing a 30% drop in gross profit from a record high of \$55.3 million in 2014 and a loss of \$2.7 million in 4Q2015; the pain of

**IN THE PAST FIVE YEARS, WE ALSO
ESTABLISHED THE FLEX BRAND GLOBALLY,
BECAME THE WORLD'S MOST PROLIFIC
AND FASTEST BUILDER OF MID-SIZED
CREWBOATS AND DELIVERED OUR 100TH
FLEX CREWBOAT.**

having a few unsold FLEX crewboats in various stages of completion (that's after cutting production in mid-2015); and the pain of chartering out our Pelican crewboats at marginally profitable day-rates.

We will address each pain tactically by drawing on the strengths of our balance sheet, our FLEX brand, our global network and our pricing power as one of the world's most cost-effective crewboat builders and operators.

To tackle the pain of our remaining Flexes, we are pricing them attractively as we engage in discussions with several parties. While we are still receiving enquiries, the challenge these days is that owners are in less of a hurry to commit, and those who have committed are taking longer to pay up.

We are motivated sellers but not desperate, because we do not borrow to build for stock. All of our remaining Flexes are already substantially paid up.

On the chartering front, the pain is growing, as oil companies continue to put a squeeze on crewboat day-rates, even though the supply/demand situation for crewboats is much less dire than that of steel offshore support vessels. It's now down to a game of endurance. This is not a market for the weak. The feeble will not survive. We will.

THAT WHICH DOES NOT KILL US WILL MAKE US STRONGER

For better or for worse, we are where we are today because of the decisions that we made in the past and the paths that we chose to follow.

The past initiatives that have helped to strengthen us in this crisis include:

- Broadening our FLEX product base to include passengers ferries (Flex Ferry) and security vessels (Flex Fighter), which

are counter-cyclical to oil prices: In 2015, we delivered our fourth and final Flex Ferry to Horizon Fast Ferry, won an order for three new ferries from Sindo Ferry and made offers to several other ferry operators. We also delivered our 30th Flex Fighter to an African owner.

- Marketing to government departments, local and overseas: We have leveraged our track record to participate in several government tenders for patrol boats, ferries and search-and-rescue vessels. We hope to make a breakthrough this year.
- Innovating our crewboat designs in-house and in partnership with globally recognised designers: In 2015, we commenced construction of the Flex-25 CAT "Sensibly Economical" crewboat - which is particularly relevant in these times - and the Flex-42X, successor to our flagship Flex-40 series. These two new model types, conceptualised years ago, will roll out in 2016 and feature many "industry firsts".
- Forming strategic partnerships: Our Project Partners enable us to expand our capabilities, extend our reach and share our pain (and gain). We plan to form new partnerships in 2016 that will be unveiled in due course.

Other initiatives include:

- Freezing capex and headcount.
- Reducing our shipbuilding workforce in Singapore and Batam.
- Actively seeking out new markets, beyond crewboats and beyond Southeast Asia.

With the benefit of hindsight, we could have done some things differently to put us in better stead today. However, no strategy is perfect and every strategy requires a change of tactics from time to time. We remain steadfastly committed to building on our strengths as an integrated designer-builder-owner-operator.

In all that we say and do, we are always thankful for the blessings bestowed on us. In good times and bad, we cherish our employees, our board of directors, our clients, our project partners and our shareholders. We are counting on you to stand strong with us.

**JEFFREY HING
YIH PEIR**
Executive Chairman

**JAMES THAM
TUCK CHOONG**
Managing Director

CORPORATE MILESTONES

..... 1972

Penguin's Founder Mr. Heng Kheng Seng sets up a sole proprietorship to operate ferries between Singapore and its offshore islands.

..... 1976

Penguin is incorporated as a Pte Ltd company.

..... 1995

Penguin builds its first aluminium vessel.

..... 2012

Flex-38's Series launched.
First Flex Fighter delivered.



18

STAYING RESILIENT
PENGUIN INTERNATIONAL LIMITED

..... 1997

Penguin becomes a public company on the Stock Exchange of Singapore. Pelican is set up to own and operate crewboats and Fast Supply Intervention Vessels (FSIV).

Penguin delivers first FSIV to Pelican.

..... 2002

Penguin delivers to Pelican the first 50-metre FSIV – the largest and fastest ever built in Southeast Asia at the time.

..... 2006

Flex-36's Series launched.

..... 2013

50th Flex crewboat delivered.
First Flex-25 delivered.

..... 2014

Flex-40's Series launched.
First Flex Ferry delivered.
First Flex-50 delivered.

..... 2015

100th Flex crewboat delivered.
First Flex-45 delivered.

19

2015
ANNUAL REPORT

BOARD OF DIRECTORS



MR. JEFFREY HING YIH PEIR
EXECUTIVE CHAIRMAN

Mr. Hing was appointed Chairman of Penguin on 24 February 2010 and re-designated as Executive Chairman on 28 April 2011. As Chairman, he is responsible for the development and strategic direction of Penguin, managing the quality, quantity and timeliness of the information flow between Management and the Board, as well as ensuring compliance with Penguin's guidelines on corporate governance.

Mr. Hing is a substantial shareholder in Penguin. Prior to his appointment as Chairman, he served as Non-Executive Director from February 2009. He was last re-elected in April 2014. Mr. Hing was appointed a member of the Nominating Committee on 28 April 2015.

Mr. Hing has more than 30 years' experience in the marine and offshore industry in a variety of roles ranging from finance to business development. He is the founder and managing director of Trinity Offshore Pte. Ltd., a Singapore-based owner-operator of offshore support/utility vessels and serves on the Board of OEL (Holdings) Limited as Executive Chairman and Managing Director. As an experienced entrepreneur in the marine and offshore industry, Mr. Hing brings to Penguin his business acumen and his global network of industry contacts. An accountant by training, Mr. Hing has served in various roles as auditor, accountant, senior executive and director of diversified corporations.



MR. JAMES THAM TUCK CHOONG
MANAGING DIRECTOR

Mr. Tham was appointed Managing Director on 1 October 2008 and was last re-elected in April 2014. He was previously a Chief Operating Officer and an Executive Director from August 2008, responsible for strategic business development, focusing on key overseas markets, mergers and acquisitions, as well as investor relations. Mr. Tham joined Penguin in November 2006 as its Business Development Director.

Prior to joining Penguin, Mr. Tham served in a variety of roles in the offshore oil and gas industry. He previously worked as a Petroleum Correspondent with Upstream, the international oil and gas newspaper; a Business Development Manager with New York-based Seacor Holdings Inc.; and later served as a Corporate Advisor to the group, as well as to several independent petroleum exploration companies in the region. Mr. Tham holds a Bachelor of Science Degree in Journalism and a Bachelor of Business Administration Degree.



MS. JOANNA TUNG MAY FONG
FINANCE &
ADMINISTRATION DIRECTOR

Ms. Tung was appointed Finance and Administration Director in May 2008 and last re-elected in April 2014. She is responsible for the Group's accounting and finance, corporate reporting, management information system and human resources functions.

Ms. Tung joined the Group in 2000 as an Accountant, and was promoted to Group Financial Controller in 2006, and subsequently Finance and Administration Director in 2008. Her duties and responsibilities have, over the years, been expanded to include management of Penguin's accounting and finance activities, as well as corporate reporting and related Group administration.

Prior to joining Penguin, she served as an accountant in a broad range of industries, including electronics and transportation. She was also a regional internal auditor at a major Japanese MNC. Ms. Tung is a member of the Institute of Singapore Chartered Accountants and holds an ACCA professional qualification.

**MR. ONG KIAN MIN**

LEAD INDEPENDENT DIRECTOR

Mr. Ong was appointed to the Board in September 1997 and last re-elected in April 2015. He is Chairman of the Audit Committee, a position he has held since October 1997, and a member of the Remuneration and Nominating Committees. He was appointed the Lead Independent Director on 3 May 2013.

Mr. Ong was awarded the President's Scholarship and Police Force Scholarship in 1979. He served as a Member of Parliament of Singapore from January 1997 to April 2011. Mr. Ong holds a Bachelor of Laws (Honours) External Degree from the University of London and a Bachelor of Science (Honours) Degree from the Imperial College of Science and Technology in England. Mr. Ong was called to the Bar of England and Wales in 1988 and to the Singapore Bar the following year.

In addition to practicing as a consultant with Drew & Napier LLC, a leading Singapore law firm, he is a Senior Advisor of Alpha Advisory Pte Ltd (a financial and corporate advisory firm) and CEO of Kanesaka Sushi Private Limited which invests in and operates Japanese fine-dining restaurants. Currently, Mr. Ong also serves as Chairman of Hupsteel Ltd and as an Independent Director on the Board of several other Singapore-listed companies, namely Breadtalk Group Ltd, Food Empire Holdings Limited, Jaya Holdings Limited, GMG Global Ltd and Silverlake Axis Limited.

**MR. WONG NGIAM JIH**

INDEPENDENT DIRECTOR

Mr. Wong was appointed to the Board in May 2006 and last re-elected in April 2013. He is the Chairman of the Nominating Committee, a position he was appointed to on 15 August 2008. He has been a member of the Remuneration Committee since May 2006 and was appointed its Chairman on 28 April 2015. He is also a member of the Audit Committee.

Mr. Wong is the Chief Financial Officer of Keppel Offshore & Marine Ltd and director of a number of companies in the Keppel Group, including Keppel Singmarine Pte Ltd, Keppel Smit Towage Pte Ltd and Keppel Nantong Shipyard Co. Ltd. He also serves as an Alternate Director on the Board of Dyna-Mac Holdings Limited. Mr. Wong has extensive experience of more than 40 years in finance and accounting. Mr. Wong holds a Bachelor of Business Administration degree from the National University of Singapore.

**MR. LEOW BAN TAT**

INDEPENDENT DIRECTOR

Mr. Leow was appointed to the Board on 28 April 2015. He is a member of the Audit and Remuneration Committees.

Mr. Leow has more than 33 years of experience in the marine and offshore industry in Singapore and overseas. Mr. Leow is the Managing Director of AME2 Pte Ltd, his own consultancy company which provides services for strategic marketing and business development for offshore companies and shipyards.

Mr. Leow holds a Master's degree in Business Administration from Monash University, Australia, receiving the KPMG Peat Marwick Prize for Strategic Management. He also obtained a First Class Marine Engineering Certificate of Competency from DTI in Newcastle-upon-Tyne, United Kingdom in 1985 after graduating with a Diploma in Marine Engineering (Merit) from the Singapore Polytechnic on an Esso scholarship.

Mr. Leow was the President of the Society of Naval Architects and Marine Engineers Singapore from 2001 to 2002 and is currently serving in a significant military defence role as a National Serviceman Chief Engineering Officer with the Republic of Singapore Navy.

KEY MANAGEMENT PERSONNEL



MR. CHEW KIA HOE
GENERAL MANAGER

PENGUIN INTERNATIONAL LIMITED
PENGUIN SHIPYARD INTERNATIONAL PTE LTD
PELICAN OFFSHORE SERVICES PTE LTD
PELICAN SHIP MANAGEMENT SERVICES PTE LTD

Mr. Chew joined the Penguin Group in June 2013 as General Manager of Group Operations to oversee the Group's shipbuilding and ship management operations. In February 2015, he was appointed General Manager of Pelican Offshore Services Pte Ltd and Pelican Ship Management Services Pte Ltd. In February 2016, he was appointed General Manager of Penguin Shipyard International Pte Ltd.

Mr. Chew possesses 20 years of experience in shipbuilding and ship management, specialising in high-speed aluminium craft. Prior to joining the Penguin Group, he had worked in various supervisory and managerial positions in the construction and operation of crewboats and Fast Supply Intervention Vessels.

Mr. Chew graduated from Ngee Ann Polytechnic in 1992 with a Diploma in Shipbuilding and Offshore Engineering, and holds a UK Bachelor of Engineering Honours Degree in Marine Technology (Small Craft Design) and a Graduate Diploma in Marketing Communications, as well as professional certificates in dynamic positioning, welding technology, safety and risk management.



MR. RICKY CHOO GEOK TONG
GENERAL MANAGER

PT KIM SEAH SHIPYARD INDONESIA

Mr. Choo was appointed General Manager of the Group's Batam shipyard, PT Kim Seah Shipyard Indonesia, in March 2011.

Mr. Choo, who was the yard's Deputy General Manager from June 2009, now oversees all shipbuilding, repair and conversion activities in Batam.

He possesses more than 30 years of hands-on working experience in shipbuilding and repair, including close to 10 years working at a major shipyard in Batam.

During the course of his work, Mr. Choo has managed the construction of a variety of vessels, including anchor handlers, crewboats, crude oil tankers, chemical tankers and landing craft.



MR. CHING CHIEW WAI
DEPUTY GENERAL MANAGER

PT KIM SEAH SHIPYARD INDONESIA

Mr. Ching was appointed Deputy General Manager of the Group's Batam shipyard, PT Kim Seah Shipyard Indonesia, in April 2013.

A certified Fire Safety Manager and Port Facility Security Officer, he is responsible for all operational activities in Batam, including security, facilities and sub-contractor management.

Prior to joining the Penguin Group in January 2008, Mr. Ching had worked in various managerial positions in the food & beverage and property development industries in Singapore.

Mr. Ching graduated in 1985 from California State University, Fresno, with a Bachelor of Science Degree in Business Administration.



MR. PHILIP CHAN BAN ENG
DEPUTY GENERAL MANAGER

PT KIM SEAH SHIPYARD INDONESIA

Mr. Chan was appointed Deputy General Manager of the Group's Batam shipyard, PT Kim Seah Shipyard Indonesia, in November 2013.

With close to four decades of shipbuilding experience, Mr. Chan is responsible for all production activities in Batam, including production planning, project management and quality control.

Prior to joining the Penguin Group, Mr. Chan had worked as a Production Manager at a Singapore-based aluminium shipyard for close to two decades.

Mr. Chan holds a Diploma in Business Efficiency and Productivity in Production Management from Singapore's NPB Institute for Productivity Training, as well as an Advanced Craft Certificate in Shipbuilding from City and Guilds of London Institute.

**MR. SOMU DORASAMY**

SENIOR COMMERCIAL MANAGER

PELICAN SHIP MANAGEMENT SERVICES PTE LTD

Mr. Somu was appointed Senior Commercial Manager in January 2014. He is responsible for all commercial and contracting aspects of the Group's chartering and sale & purchase activities.

Mr. Somu, who was Commercial Manager from January 2011, joined the Penguin Group as a Commercial Executive in October 2009. He possesses more than a decade of experience in the offshore and marine industries.

Mr. Somu holds a Degree in Social Science, specialising in Economics and Management, from the University of Science Malaysia in Penang.

**MR. LAW CHWAN YAW**

GROUP FINANCIAL CONTROLLER

PENGUIN INTERNATIONAL LIMITED

Mr. Law was appointed Group Financial Controller in November 2008. He is responsible for the Group's finance, accounting and risk management functions. Mr. Law joined the Penguin Group as an Accountant in May 2001 and was later promoted to Group Accountant in August 2006, and then Group Finance Manager in July 2008, before being appointed to his current position.

Mr. Law is a member of the Institute of Singapore Chartered Accountants and the Malaysian Institute of Accountants. He graduated from the University of Malaya in 1996 with a Bachelor of Accounting Honours degree.

**MR. HO KAI KAY**

HUMAN RESOURCE MANAGER

PENGUIN INTERNATIONAL LIMITED

Mr. Ho joined the Penguin Group in August 2008 as Human Resource Manager. He is responsible for all aspects of the Group's Human Resource activities, including policy formulation, employee communication, discipline, recruitment and personnel development. Mr. Ho also oversees safety and security at the Group's shipyards.

Prior to joining the Penguin Group, Mr. Ho served as Human Resource and Administration Manager at an international property development group in Singapore for 15 years.

Mr. Ho possesses a background in naval operations and holds a Graduate Diploma in Business Administration from the Singapore Institute of Management and a Diploma in Administrative Management from the Institute of Administrative Management.

**MR. MARVIN KWAN KAM FYE**MANAGEMENT INFORMATION
SYSTEMS MANAGER

PENGUIN INTERNATIONAL LIMITED

Mr. Kwan was appointed Manager of the Group's Management Information Systems department in August 2013. His primary responsibility is to manage the implementation, maintenance and review of a variety of software and hardware IT solutions in support of the Group's shipbuilding, repair and vessel operating activities.

Previously, Mr. Kwan was the Group's Assistant MIS Manager from July 2011 and Senior MIS Support Executive from May 2009.

Mr. Kwan possesses more than a decade of hands-on experience in the IT industry. Prior to joining the Penguin Group, he had worked in various IT positions across a myriad of sectors, including government agencies and financial institutions.

Mr. Kwan graduated from Temasek Polytechnic with a Diploma in Information Technology in 1999. He also holds a UK Bachelor of Science Honours Degree in Computing from the University of Greenwich.



HIGHLIGHTS OF FY2015

Operations

- Delivery of more than a dozen vessels in 2015, excluding intercompany sales, versus close to two dozen the previous year.
- Delivery of 100th Flex crewboat by Penguin Shipyard International.
- Fourth Flex Ferry to Horizon Fast Ferry delivered and new order for ferries placed by Sindo Ferry.
- Construction commenced on a new generation of multi-role crewboats, Flex-25 CAT and Flex-42X, for Pelican Offshore Services.
- Completion of infrastructural works in Singapore and Batam shipyards.

Finance

- Net profit of \$21.2 million in 2015 on revenue of \$119.9 million, down 30% and 27% from the previous year.
- Cash and cash equivalents of \$37.3 million as at end 2015 and cash ratio of 0.94.
- Ordinary dividend of 0.25 cent.
- Penguin ranked 118th or in the top 35% in a Business Times ranking of 335 SGX-listed companies reporting full-year results for the year ended 31 December 2015.
- Out-of-court settlement of a legal dispute in our favour.


In 2015, growing fears over the glut of oil and the slowdown of China, fuelled by the vicious cycle of bad news, battered sentiments in the offshore oil and gas industry throughout the year.

On the crewboat chartering front, charter rates in Southeast Asia plunged 40% to 50% - despite the fact that the supply/demand situation of crewboats is far less dire than that of steel offshore support vessels. Oil companies tore up "frame agreements", terminated charters prematurely and resorted to all other means at their disposal to slash costs.

The relentless cost-cutting also meant reducing helicopter deployments for offshore crew transfers, which marginally helped to sustain demand for crewboats as the only sensible alternative mode of offshore transport.

Against this bleak backdrop, our crewboat operating arm, Pelican Offshore Services, fared relatively well compared with many smaller outfits. This is because our proven Flex crewboat design is favoured by oil companies - in good times and bad - and Pelican is able to leverage on our economies of scale as a designer-builder-operator at the group level.





In 2016, Pelican will further sharpen its competitive edge when it takes delivery of two brand new Flex designs – the Flex-25 CAT and the Flex-42X.

The Flex-25 CAT is a 26-metre, twin-engine catamaran crewboat that runs as fast, carries as many passengers and has the same external fire fighting capabilities as the larger Flex-40 series. The key difference: The Flex-25 CAT is more economical to own (lower capex), more economical to operate (lower manning, maintenance and fuel consumption) and more economical to charter (lower dayrate). The only trade-off with the “Baby Flex” is less deck space and a lower endurance due to its compact nature. The trade-off is worth the cost savings for crew change involving offshore facilities that are close to shore.

The Flex-42X is the successor to our current flagship Flex-40 series. This is a new crewboat concept that will feature many “industry firsts” when she is unveiled to the industry in 2H2016.

On the shipbuilding sales front, Penguin Shipyard delivered more than a dozen vessels in 2015 – comprising mostly crewboats and one ferry – compared with close to two dozen vessels the previous year. We also delivered our 100th Flex crewboat and secured an order to build three new 35m monohull ferries for Sindo Ferry.

As at 31 December 2015, we had a few unsold Flex crewboats in various stages of completion (after deliberately cutting production in mid-2015). Because we do not borrow to build for stock, all of them are substantially paid up.

Given our economies of scale, there is considerable flexibility in pricing our balance Flexes for sale. More importantly, there is still demand for our Flexes as security vessels.

In 2016, we will continue to broaden our market and tap charter and newbuild opportunities outside the offshore oil and gas industry. These include passenger ferries, security vessels, patrol boats and search-and-rescue vessels in both private and governmental sectors.

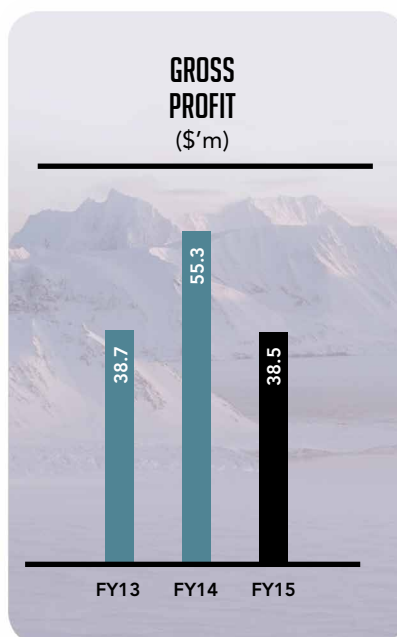
KEY FINANCIAL HIGHLIGHTS IN FY2015

FINANCIAL YEAR ENDED
31 DECEMBER 2015

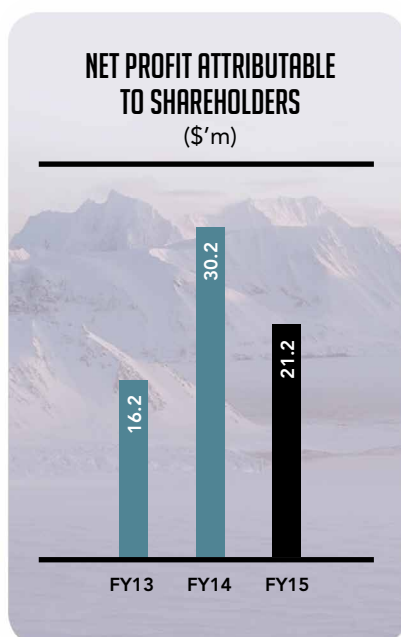
REVENUE (\$'m)



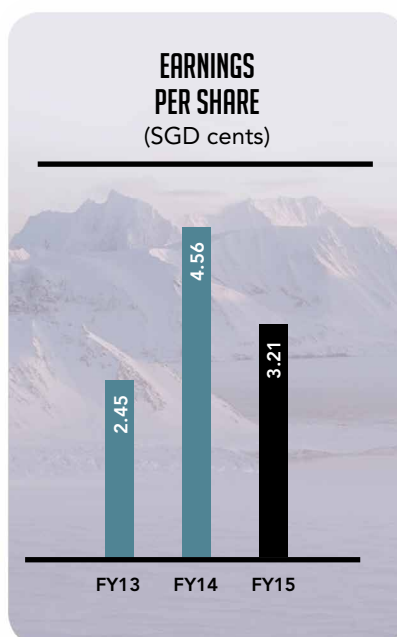
GROSS PROFIT (\$'m)



NET PROFIT ATTRIBUTABLE TO SHAREHOLDERS (\$'m)



EARNINGS PER SHARE (SGD cents)



**NET ASSET VALUE
PER SHARE**
(SGD cents)



CORPORATE INFORMATION

DIRECTORS

Jeffrey Hing Yih Peir
James Tham Tuck Choong
Tung May Fong
Ong Kian Min
Wong Ngiam Jih
Leow Ban Tat

COMPANY SECRETARIES

Chuang Sheue Ling
Lo Swee Oi Michelle

REGISTERED OFFICE

18 Tuas Basin Link
Singapore 638784

BANKERS

Malayan Banking Berhad
United Overseas Bank Limited

SHARE REGISTRAR

Boardroom Corporate
& Advisory Services Pte Ltd
50 Raffles Place
#32-01, Singapore Land Tower
Singapore 048623

AUDITORS

Ernst & Young LLP
One Raffles Quay
North Tower, Level 18
Singapore 048583
Partner in charge: Lim Tze Yuen
(Since financial year ended
31 December 2015)



Penguin International Limited (the "Company") is committed to maintaining high corporate governance standards and sound corporate practices within Penguin International Ltd and its subsidiaries (the "Group") to ensure that effective self-regulation practices are in place to enhance corporate performance and accountability. This report sets out the corporate governance practices of the Company with reference to the principles of the Code of Corporate Governance 2012 (the "2012 Code"). The Code forms part of the Continuing Listing Obligations of the Singapore Exchange Securities Trading Limited's Listing Manual.

BOARD MATTERS

PRINCIPLE 1: BOARD'S CONDUCT OF AFFAIRS

The Board comprises six Directors, of whom three are Independent Directors. The Board with its diverse mix of professional backgrounds have greatly benefited the Group. The Directors are as follows:

Executive Directors

Jeffrey Hing Yih Peir	(Executive Chairman)
James Tham Tuck Choong	(Managing Director)
Tung May Fong	(Finance and Administration Director)

Non-Executive Directors

Ong Kian Min	(Lead Independent Director)
Wong Ngiam Jih	(Independent Director)
Leow Ban Tat	(Independent Director) – Appointed on 28 April 2015

The Board oversees the business affairs of the Group, sets strategic directions, approves budgets and reviews the Group's performance. The Board is collectively responsible for the long-term success of the Company. Each Director exercises his independent judgement to act in good faith and in the best interest of the Company for the creation of long-term value for shareholders. The Board works with Management to achieve this objective and Management remains accountable to the Board.

In addition to its statutory duties, the principal functions of the Board are to:

1. supervise the overall management of the business and affairs of the Group and approve the Group's corporate and strategic policies and direction;
2. formulate and approve the Group's financial objectives and monitor its performance such as reviewing and approving of results announcements and approving of annual financial statements;
3. approve the Group's annual budgets, major funding proposals, investment/divestment proposals and corporate or financial restructuring;
4. oversee the processes for evaluating the adequacy of internal controls and risk management including the review and approval of interested person transactions;
5. ensure that necessary financial and human capital resources are available for the Group to meet its objectives;
6. review and endorse the framework of remuneration for the Board and key management personnel as recommended by the Remuneration Committee;
7. approve the nominations to the Board of Directors and appointment of key management personnel as recommended by the Nominating Committee; and
8. assume responsibility for corporate governance and compliance with the Companies Act, Cap. 50 and the rules and requirements of relevant regulatory bodies.

CORPORATE GOVERNANCE

[CONT'D]

Delegation of the Board

The Board has delegated specific responsibilities to three committees namely, the Audit Committee ("AC"), the Nominating Committee ("NC") and the Remuneration Committee ("RC") to assist in the execution of its responsibilities. Each committee has its own written terms of reference which clearly sets out its objectives, duties, powers and responsibilities and which has been amended to be in line with the 2012 Code. Minutes of all Board Committees have been circulated to the Board so that Directors are aware of and are kept updated as to the proceedings and matters discussed during the Committees' meetings.

Attendance at Board and Committee Meetings

The Board conducts regular scheduled meetings on a quarterly basis. Ad-hoc meetings are convened when circumstances require. The Company's Constitution permits Directors to attend meetings by telephone conference. Between Board meetings, important matters concerning the Company are also put to the Board for its decision by way of circulating resolutions in writing for Directors' approval together with supporting memoranda to enable Directors to make informed decisions.

The attendance of Directors at meetings of the Board and other Committees during the FY2015 is as follows:

MEETINGS OF:	BOARD	AUDIT COMMITTEE	NOMINATING COMMITTEE	REMUNERATION COMMITTEE
No. of Meetings held:	4	4	1	1
Name of Director:	Attended	Attended	Attended	Attended
Jeffrey Hing Yih Peir	4	–	–	–
James Tham Tuck Choong	4	–	–	–
Tung May Fong	4	–	–	–
Ong Kian Min	4	4	1	1
Wong Ngiam Jih	4	4	1	1
Chan Moon Kong ¹	1	1	1	1
Tay Kim Hock ¹	1	1	1	1
Leow Ban Tat ²	3	3	–	–

1. Mr. Chan Moon Kong and Mr. Tay Kim Hock retired as Directors on 28 April 2015.

2. Mr. Leow Ban Tat was appointed Director on 28 April 2015.

Matters Requiring Board Approval

The Board has adopted a set of internal guidelines on matters requiring Board approval. Matters that are specifically reserved for the approval of the Board include, among others, any material acquisitions and disposals of assets, corporate or financial restructuring, proposing of dividends, annual budgets, significant legal and financial issues, announceable matters, interested person transactions, appointment of directors and key management staff and other matters as may be considered by the Board from time to time.

Board Orientation and Training

The Board ensures that incoming new Directors are given proper guidance and orientation (including on-site visits to the Group's operational facilities) to familiarise them with the Group's business, operations, financial performance and key management staff of the Group as well as corporate governance practices upon their appointment to facilitate the effective discharge of their duties. A formal letter is sent to each new Director, upon his appointment, setting out the Director's statutory duties and obligations. Newly appointed Directors will be encouraged to attend at the Company's expense, courses relating to the Singapore regulatory environment and audit essentials. All Directors are also encouraged to constantly keep abreast of developments in regulatory, legal and accounting frameworks that are relevant to the Group through the extension of opportunities for participation in relevant training courses, seminars and workshops where applicable. The Board as a whole, is updated regularly on risk management, corporate governance and key changes in the relevant regulatory requirements and accounting standards.

PRINCIPLE 2: BOARD COMPOSITION & GUIDANCE

The Board and its Committees comprise Directors who as a group provide an appropriate balance and diversity of skills and experience including financial, legal and business management. Each Director provides a valuable network of industry contacts which are considered essential to the Group.

All Board Committee Meetings are chaired by Independent Directors and half the Board are Independent Directors.

There is a strong and independent element on the Board. The Board is able to exercise objective judgement independently from Management and no individual or small group of individuals dominates the decisions of the Board.

The composition of the Board and independence of each Director is reviewed annually by the NC to ensure that the Board has the appropriate mix of expertise and experience to govern and manage the Group's affairs.

After due and careful rigorous review, the Board, with the concurrence of the NC, has determined that Mr. Ong Kian Min and Mr Wong Ngiam Jih are to be considered independent notwithstanding that they have each served on the Board beyond 9 years as they have continued to demonstrate strong independence in character and judgement in the discharge of their responsibilities as Directors of the Company. They have each continued to express their individual viewpoints, debated issues and objectively scrutinised and challenged Management. They have also sought clarification and amplification as and when necessary and had direct access to the Group's employees and external advisors. Based on their respective declarations, neither Mr. Ong nor Mr Wong have relationships or circumstances that are likely to affect or that could affect their judgement that could compromise their independence on Board matters.

In addition, the Board, with the concurrence of the NC, is of the opinion that the Directors, who have been classified as independent under the Board Composition section, are indeed independent.

The NC is of the view that the current Board size is appropriate taking into account the nature and scope of the Group's operations, the core competency and broad range of industry knowledge and business experience of the Directors to govern and contribute to the effectiveness and success of the Group. The NC reviews the size of the Board from time to time.

PRINCIPLE 3: ROLE OF CHAIRMAN AND MANAGING DIRECTOR

The roles of the Executive Chairman and the Managing Director are segregated to ensure an appropriate balance and separation of power and authority, increased accountability and clear division of responsibilities.

The Executive Chairman is responsible for the strategic direction of the Group, the workings of the Board and communicating the performance of the Company and the Group to the Board and shareholders. The Managing Director, with the assistance of a team of key management personnel, is responsible for the day-to-day management of the Group and the Group's strategic goals.

The Board has no dissenting view on the Chairman and Managing Director's Joint Letter to Shareholders for the year under review.

To enhance the independence of the Board, Mr. Ong Kian Min, the Lead Independent Director, provides a non-executive perspective and contribute to a balance of viewpoints on the Board. He is the principal liaison on board issues between the Independent Directors and the Executive Directors. Mr. Ong will be available to shareholders with concerns or issues when contact through the normal channels with the Chairman, the Managing Director or the Finance & Administration Director has failed to provide satisfactory resolution or when there is a conflict of interest in such contact.

PRINCIPLE 4: BOARD MEMBERSHIP

The NC comprises the following three Directors, of whom two are Non-Executive and Independent:-

Mr. Wong Ngiam Jih (Chairman)

Mr. Ong Kian Min

Mr. Jeffrey Hing Yih Peir

The NC is guided by written terms of reference approved by the Board and its principal functions are to establish a formal and transparent process of:

1. identifying and reviewing candidates and making recommendations to the Board for appointment or re-appointment of members of the Board and of the various Board Committees;
2. determining annually whether or not a Director is independent and whether a Director is able to and has been adequately carrying out his duties as a Director of the Company; and
3. evaluating and assessing the Board's performance to ensure the effectiveness of the Board as a whole and the contributions by each Director to the effectiveness of the Board.

The search and nomination for new directors, if any, will be either from internal promotion or through search companies, contacts and recommendations that go through the normal selection process, to cast the net as wide as possible for the right candidates. When appropriate, new directors are appointed after the NC has reviewed and nominated them for appointment.

The Directors submit themselves for re-nomination and re-election at regular intervals of at least once every three years. Pursuant to Article 91 of the Company's Constitution, one-third of the Directors are to retire from office by rotation and be subject to re-election at the Annual General Meeting ("AGM") of the Company. In addition, Article 97 requires a newly appointed director to submit himself for retirement and re-election at the AGM immediately following his appointment. Thereafter, he is subject to retirement by rotation once every three years.

The NC is of the view that whilst it is important for Directors to devote sufficient time and attention to the affairs of the Company, the issue relating to multiple board representations should be left to the judgement and discretion of each Director. The NC noted that based on the attendance at Board and Board Committee meetings during the financial year, all Directors were able to participate in all the meetings to carry out their duties. The NC was therefore satisfied that where a Director had multiple board representations and/or other major commitments, the Director was able to and had been adequately carrying out his duties as a Director of the Company.

The NC has recommended that Mr. Wong Ngiam Jih and Ms. Tung May Fong who are retiring by rotation under Article 91 and Mr. Leow Ban Tat who is retiring under Article 97 of the Company's Constitution at the forthcoming AGM and being eligible, have offered themselves for re-election, be re-elected. The Board has accepted the recommendation of the NC.

Key information on each Director is set out on pages 20 to 21.

PRINCIPLE 5: BOARD PERFORMANCE

The Board, through the delegation of its authority to the NC, has made its best efforts to ensure each Director possesses the experience, knowledge and skills critical to the Group's business. This is necessary to enable the Board to make sound and well-considered decisions. The NC, in considering the nomination of any Director for re-election, will evaluate the performance of the Director involved.

Evaluation of the performance of the Directors and the Board will be undertaken on a continuous basis by the NC with input from other Board members. Renewal or replacement of directors does not necessarily reflect their contribution to date; it may be driven by the need to position and shape the Board in line with the medium-term needs of the Company and its business.

The Board has implemented a process by the NC for assessing the effectiveness of the Board as a whole and is of the view that the performance of the Board as a whole has been satisfactory. The appraisal process focuses on the evaluation of factors such as the size and composition of the Board, the Board's access to information, the Board's processes and accountability, communication with senior Management and the Directors' standard of conduct. The NC discussed the results of the Board's performance evaluation to identify areas where improvements were necessary and made recommendations to the Board for action to be taken. Each member of the NC has abstained from voting on any resolutions in respect of the assessment of his performance or re-nomination as a Director.

PRINCIPLE 6: ACCESS TO INFORMATION

Board members are provided with quarterly management reports and from time to time, they are furnished with all relevant information on material events and transactions to enable them to be fully cognisant of the decisions and actions of the Group's Executive Management. Detailed Board papers are prepared for each meeting of the Board. The Board papers include sufficient information from Management on financial, business and corporate issues and are normally circulated in advance of each meeting to enable the Directors to obtain further explanations, where necessary, in order to be briefed properly before the meeting. The Directors are also regularly updated on the business activities of the Group. Board members have separate and independent access to Management.

The Directors have separate and independent access to the Company Secretary at all times and they have been provided with the phone numbers and e-mail particulars of the Company Secretary. Each Director has the right to seek independent legal and other professional advice, at the Company's expense, concerning any aspect of the Group's operations or undertakings in order to fulfil his duties and responsibilities as a Director.

The Company Secretary attends all Board meetings and ensures Board procedures are followed. The Company Secretary is also responsible to ensure that established procedures and all relevant statutes and regulations that are applicable to the Company are complied with. The appointment and removal of the Company Secretary is a matter for the Board as a whole.

REMUNERATION MATTERS

PRINCIPLE 7: PROCEDURES FOR DEVELOPING REMUNERATION POLICIES

PRINCIPLE 8: LEVEL AND MIX OF REMUNERATION

The RC comprises the following three Directors, all of whom are Non-Executive and Independent:-

Mr. Wong Ngiam Jih (Chairman)

Mr. Ong Kian Min

Mr. Leow Ban Tat

CORPORATE GOVERNANCE

[CONT'D]

The RC is guided by written terms of reference approved by the Board and its principal responsibilities are to:

1. review and recommend to the Board a framework of remuneration and associated matters of the key management personnel;
2. review and determine the remuneration package and associated matters of each Executive Director;
3. review and recommend to the members of the Company the remuneration and associated matters of the Non-Executive Directors of the Company; and
4. oversee the administration of the Penguin Share Performance Plan, if appropriate.

The RC reviews, for recommendation to the Board, the specific remuneration packages of Executive Directors and key management personnel as well as subsequent increments and performance bonuses where these payments are discretionary. There are appropriate and meaningful measures in place for the purposes of assessing the performance of Executive Directors and key management personnel.

The Executive Directors' remuneration packages are based on the performance of the Group and the individual. Executive Directors do not receive Directors' fees. Non-Executive Directors are paid Directors' fees, determined by the Board based on their effort, time spent and responsibilities. The payment is subject to approval of the shareholders at each AGM. No individual Director is involved in deciding his own remuneration.

In performing its function, the RC endeavours to establish an appropriate remuneration policy to attract, retain and motivate key management personnel and Executive Directors, while at the same time ensuring that the reward in each case takes into account, individual performance as well as corporate performance.

Each Executive Director has entered into separate service agreements with the Company.

The Company does not use any contractual provisions to reclaim incentive components of remuneration from Executive Directors and key management personnel in exceptional circumstances of misstatement of financial results, or of misconduct resulting in financial loss to the Company. The Executive Directors owe a fiduciary duty to the Company and the Company should be able to avail itself to remedies against the Executive Directors in the event of such breach of fiduciary duty.

Except as disclosed in the Directors' Statement and Financial Statements, no material contracts (including loans) of the Company or its subsidiaries involving the interests of the Executive Chairman, Managing Director or any Directors or controlling shareholders subsisted at the end of the financial year or had been entered into since the end of the previous financial year.

PRINCIPLE 9: DISCLOSURE OF REMUNERATION

The Board supports and is aware of the need for transparency. However, after deliberation and debate, the Board is of the view that full disclosure of the specific remuneration of each individual Director and the Group's key management personnel (who are not directors) is not in the best interests of the Company and therefore shareholders. Inter alia, the Board has taken into account the very sensitive nature of the matter, the relative size of the Group, the highly competitive business environment the Group operates in and the irrevocable negative impact such disclosure may have on the Group.

Details of remuneration and benefits of Directors and key management personnel for the financial year ended 31 December 2015 which will provide sufficient overview of the remuneration of Directors and key management personnel are set out below:

	DIRECTORS' FEES* %	SALARY %	BONUS %	OTHER BENEFITS %	TOTAL %
EXECUTIVE DIRECTORS					
Between \$500,000 and \$999,999					
James Tham Tuck Choong	–	42	54	4	100
Tung May Fong	–	51	49	–	100
Between \$250,000 and \$499,999					
Jeffrey Hing Yih Peir	–	44	56	–	100
NON-EXECUTIVE DIRECTORS					
Below \$250,000					
Ong Kian Min	100	–	–	–	100
Wong Ngiam Jih	100	–	–	–	100
Leow Ban Tat	100	–	–	–	100
Chan Moon Kong ¹	100	–	–	–	100
Tay Kim Hock ¹	100	–	–	–	100

* Directors' Fees are subject to shareholders' approval at the AGM to be held on 21 April 2016.

1. Mr. Chan Moon Kong and Mr. Tay Kim Hock retired as Directors on 28 April 2015.

Key Management Personnel

Given the highly competitive industry conditions and in the interest of maintaining good morale and a strong spirit of teamwork within the Group, the disclosure relating to the remuneration of the top key management personnel (who are not Directors) of the Group in bands of \$250,000 is set out below. Their profiles are found on pages 22 to 23 of this Report.

Remuneration Band	No. of Key Management Personnel
Between \$250,000 and \$499,999	1
Below \$250,000	7

Mr. Tung Tak Wai, who is the brother of Executive Director, Ms. Tung May Fong, is an employee in a non-managerial position in the Company whose remuneration was below \$150,000 during the year.

ACCOUNTABILITY & AUDIT

PRINCIPLE 10: ACCOUNTABILITY

The Board provides shareholders with financial statements for the first three quarters and full year within the timeframe in line with Rule 705 of the Listing Manual of SGX-ST. In presenting the annual and quarterly financial statements to shareholders, the Board aims to provide shareholders with a balanced and clear assessment of the Group's performance, financial position and prospects.

CORPORATE GOVERNANCE

[CONT'D]

Management provides the Board with appropriately detailed management accounts of the Group's performance, position, prospects on a regular basis. The Board is mindful of its obligation to release timely and fair disclosure of material information and does not practise selective disclosure. In line with continuous disclosure obligations of the Company, the SGX-ST's Listing Rules and the Singapore Companies Act, Cap. 50, the Board's policy is that all shareholders should be informed in a timely and equal manner of all major developments that impact the Group.

PRINCIPLE 11: RISK MANAGEMENT AND INTERNAL CONTROLS

PRINCIPLE 13: INTERNAL AUDIT

As the Group does not have a risk management committee, the Board, AC and Management assume the responsibility of the risk management function. Management regularly reviews the Group's business and operational activities to identify areas of significant business risks as well as appropriate measures to control and mitigate these risks. The Management reviews all significant control policies and procedures and highlights all significant matters to the Board and the AC.

The Board recognises the need and is responsible for maintaining a system of internal controls and processes to safeguard shareholders' investments and the Group's assets. The AC monitors the effectiveness of the internal control systems and procedures. During the year, the AC reviewed the effectiveness of the Company's internal control procedures.

The Group promotes the standardisation of policies, processes and control procedures throughout its operations and has implemented the SAP Accounting Software System throughout the Group since August 2013.

The internal audit function is outsourced to Crowe Horwath First Trust Risk Advisory Pte Ltd, an external professional firm. They have been tasked to conduct regular audit of internal control systems of the Group's companies, recommend necessary improvements and enhancements, and report to the AC. The AC reviews and approves the annual internal audit plan.

The system of internal controls and risk management established by the Company provides reasonable, but not absolute, assurance that the Group will not be adversely affected by any event that can be reasonably foreseen as it strives to achieve its business objectives. While acknowledging their responsibility for the system of internal controls, the Directors recognise that such a system is designed to manage, rather than eliminate risks, and therefore cannot provide absolute assurance in this regard, or absolute assurance against the occurrence of material errors or mis-statements, poor judgment in decision-making, human error, losses, fraud or other irregularities.

Assurance has been received from the Managing Director and Finance Director at the financial year-end (a) that the financial records have been properly maintained and the financial statements give true and fair view of the Company's operations and finances and (b) the Company's risk management and internal control systems in place are effective.

Based on the internal controls established and maintained by the Group, work performed by internal audit team, and reviews performed by Management, the Board, with the concurrence of the AC, is of the opinion that the Group's framework of internal controls, addressing the financial, operational and compliance and information technology controls and risk management systems are adequate to provide reasonable assurance of the integrity and effectiveness of the Group in safeguarding its assets and shareholders' value.

PRINCIPLE 12: AUDIT COMMITTEE

The AC comprises the following three members, all of whom are Non-Executive and Independent Directors:

Mr. Ong Kian Min (Chairman)
Mr. Wong Ngiam Jih
Mr. Leow Ban Tat

The profiles of each AC members are set out on page 21 of this Annual Report. The Board is of the view that the members of the AC have the requisite financial management knowledge, expertise and experience to discharge their responsibilities properly.

The AC assists the Board in maintaining a high standard of corporate governance particularly by providing an independent review of the effectiveness of the financial reporting system, management of financial, operational and compliance and information technology controls and monitoring of the internal control systems.

The AC is guided by written terms of reference approved by the Board and meets every quarter and as and when necessary to carry out the following functions:

1. review the scope, audit plans, results and effectiveness of the external and internal auditors;
2. evaluate the adequacy of the internal control systems of the Group by reviewing written reports from the internal and external auditors, and Management's responses and actions to correct any deficiencies;
3. review any appraisal or assessment of the performance of members of the internal audit function;
4. review significant risks or exposures with Management and the external and internal auditors and assess the steps Management has taken to minimise such risks to the Group to safeguard the Group's assets;
5. review the independence of the external auditors annually;
6. review the external auditor's Management letter and Management's response;
7. review the annual and quarterly financial statements and announcements to shareholders to ensure compliance with accounting standards and other legal requirements before submission to the Board for adoption;
8. review related party transactions as may be required by the regulatory authorities or the provisions of the Companies Act; and
9. consider other matters as requested by the Board.

The external auditors have full access to the AC which can conduct or authorise investigations into any matters within its terms of reference. The AC also has full access to and co-operation from Management and the discretion to invite any Director or Executive Officer to attend its meetings and has reasonable resources to enable it to discharge its functions.

In performing its functions, the AC meets with the internal and external auditors, without the presence of Management, to review and discuss findings, problems and reservations arising from their respective audits at least annually. Minutes of the AC meetings are regularly submitted to the Board for its information and review.

To keep abreast of the changes in accounting standards and issues which have a direct impact on financial statements, advice is sought from the external auditors when they attend the AC Meetings half yearly.

The AC confirms that it has reviewed the fees and scope of all non-audit services, which comprise tax compliance and tax advisory services provided by the external auditors, and is of the view that the nature and extent of the non-audit services, does not prejudice the independence and objectivity of the external auditors. The fees payable to the external auditors are disclosed on page 77 of this Annual Report.

In appointing the audit firms for the Group, the AC is satisfied that the Company has complied with Listing Rules 712 and 715. The AC recommends to the Board the re-appointment of Ernst & Young LLP as the external auditor of the Group at the forthcoming AGM.

The Company has put in place a Whistle-Blowing Policy for the Penguin Group. The Policy serves to encourage and provide a channel for employees, shareholders, clients, consultants, vendors, contractors and sub-contractors to report in good faith and in confidence, without fear of reprisals, concerns about possible improprieties in financial reporting or other matters. The arrangement also ensures independent investigation of such matters and appropriate follow-up actions.

COMMUNICATION WITH SHAREHOLDERS

PRINCIPLE 14: SHAREHOLDERS' RIGHTS

PRINCIPLE 15: COMMUNICATION WITH SHAREHOLDERS

PRINCIPLE 16: CONDUCT OF SHAREHOLDERS MEETINGS

The Group respects the equal information rights of all shareholders and is committed to the practice of fair, transparent and timely disclosure to shareholders in line with continuous disclosure obligations in the Listing Manual of the SGX-ST.

Communication with shareholders and the public is maintained through regular dissemination of information such as announcements on quarterly and full year results, press releases on the SGXNet and the Company's corporate website.

All shareholders of the Company receive reports or circulars of the Company including notices of general meetings by post within the mandatory period. Notices of general meetings are also advertised in newspapers and available on the SGX-ST's website.

All registered shareholders of the Company are invited and encouraged to attend and vote at general meetings. Every matter requiring shareholders' approval is proposed as a separate resolution. Each item of special business included in the notice of meeting is accompanied, where appropriate, by an explanation for the proposed resolution. Proxy form is sent with the Notice of meeting to all shareholders. Except for a shareholder who is a Relevant Intermediary as defined under Section 181(6) of the Companies Act (Chapter 50), a shareholder may appoint up to two proxies to attend and vote on his behalf at the general meeting through proxy forms deposited 48 hours before the meeting. Participation of shareholders is encouraged at the AGM through the open question and answer session. The Directors, Management and the external auditor will be available to address any queries or concerns on matters relating to the Company. Meanwhile, the Board has developed several channels, such as the Group's website, email or fax, for shareholders who are not able to attend the AGM to contribute their feedback and inputs regarding the Company and its operations.

For greater transparency, the Company will be implementing voting by poll at the coming AGM. This entails shareholders being invited to vote on each resolution by poll thereby allowing all shareholders present or represented at the meeting to vote on a one share, one vote basis. The voting result of all votes cast for, or against, each resolution is then announced at the meeting. As authentication of shareholder identity information is a concern, the Company has decided, for the time being, not to implement voting in absentia by mail, facsimile or email.

In proposing any dividend payout and/or determining the form, frequency and/or the amount of such dividend payout, the Board will take into account, inter alia, the Group's financial position, retained earnings, results of operation and cash flow, the ability of the Company's subsidiaries to make dividend payments to the Company, the Group's expected working capital requirements, the Group's expected capital expenditure and future expansion and investment plans and other funding requirements, general economic conditions and other internal or external factors that may have an impact on the business or financial performance and position of the Group.

The Board endeavours to maintain a balance between meeting shareholders' expectations and prudent capital management with a sustainable dividend policy. The Board will continually review the dividend policy and reserves the right in its sole and absolute discretion to update, amend, modify and/or cancel the dividend policy at any time.

INTERESTED PERSON TRANSACTIONS

The Group has established procedures to ensure that transactions with interested persons are undertaken on an arm's length basis and on normal commercial terms.

The aggregate value of transactions conducted with the following interested persons pursuant to the IPT Mandate was not material (less than \$100,000) during the financial year ended 31 December 2015:

- (a) Jeffrey Hing Yih Peir; and
- (b) Associates of Jeffrey Hing Yih Peir.

DEALINGS IN SECURITIES

The Group has put in place an internal compliance code (the “Compliance Code”) which prohibits dealings in the securities of the Company by the Company, Directors and employees while in possession of price-sensitive information, and during the two weeks immediately preceding, and up to the time of the announcement of the Company’s results for each of the first three quarters of its financial year and during the one month preceding, and up to the time of announcement of the company’s results for the full financial year.

The Compliance Code discourages all the Directors and employees of the Group to deal in securities on short-term considerations. Directors are required to report securities dealings within two business days of such dealings, to the Company Secretary, who will assist to make the necessary announcements via the SGXNet.

Directors and all officers are cautioned to observe insider trading regulations at all times.

OTHER DISCLOSURE REQUIREMENTS

There are no material developments after the preliminary announcement that would affect the performance of the Group.

DIRECTORS' STATEMENT

The Directors are pleased to present their statement to the members together with the audited consolidated financial statements of Penguin International Limited (the "Company") and its subsidiaries (the "Group") and the balance sheet and statement of changes in equity of the Company for the financial year ended 31 December 2015.

OPINION OF THE DIRECTORS

In the opinion of the Directors,

- (i) the consolidated financial statements of the Group, and the balance sheet and statement of changes in equity of the Company are drawn up so as to give a true and fair view of the financial position of the Group and of the Company as at 31 December 2015 and the financial performance, changes in equity and cash flows of the Group and changes in equity of the Company for the year ended on that date, and
- (ii) at the date of this statement, there are reasonable grounds to believe that the Company will be able to pay its debts as and when they fall due.

DIRECTORS

The Directors of the Company in office at the date of this statement are:

Jeffrey Hing Yih Peir
James Tham Tuck Choong
Tung May Fong
Ong Kian Min
Wong Ngiam Jih
Leow Ban Tat

ARRANGEMENTS TO ENABLE DIRECTORS TO ACQUIRE SHARES OR DEBENTURES

Neither at the end of nor at any time during the financial year was the Company a party to any arrangement whose objects are, or one of whose object is, to enable the Directors of the Company to acquire benefits by means of the acquisition of shares or debentures of the Company or any other body corporate.

DIRECTORS' STATEMENT

[CONT'D]

DIRECTORS' INTERESTS IN SHARES AND DEBENTURES

The following Directors, who held office at the end of the financial year, had, according to the register of directors' shareholdings required to be kept under Section 164 of the Singapore Companies Act, Chapter 50, an interest in shares and share options of the Company and related corporations (other than wholly-owned subsidiaries), as stated below:

Name of Director	Held in the name of Directors			Deemed interest		
	At the beginning of financial year	At the end of the financial year	At 21 January 2016	At the beginning of financial year	At the end of the financial year	At 21 January 2016

The Company

Penguin International Limited (Ordinary shares)

Jeffrey Hing Yih Peir	–	–	–	130,000,649	130,000,649	130,000,649
James Tham Tuck Choong	2,000,000	2,000,000	2,000,000	–	–	–
Tung May Fong	154,500	154,500	154,500	–	–	–

Except as disclosed in this statement, no Director who held office at the end of the financial year had interests in shares, share options, warrants or debentures of the Company, or of related corporations, either at the beginning of the financial year, or at date of appointment if later, or at the end of the financial year.

OPTIONS

No options to take up unissued shares of the Company or its subsidiaries were granted and no shares were issued by virtue of the exercise of options to take up unissued shares of the Company or its subsidiaries. There were no other unissued shares in the Company or its subsidiaries under option at the end of the financial year.

AUDIT COMMITTEE

The Audit Committee carried out its functions in accordance with Section 201B(5) of the Singapore Companies Act, Chapter 50. The functions performed are detailed in the Report on Corporate Governance.

DIRECTORS' STATEMENT

[CONT'D]

AUDITOR

Ernst & Young LLP have expressed their willingness to accept reappointment as auditor.

On behalf of the Board of Directors,

James Tham Tuck Choong
Director

Tung May Fong
Director

18 March 2016

INDEPENDENT AUDITOR'S REPORT

TO THE MEMBERS OF PENGUIN INTERNATIONAL LIMITED

REPORT ON THE FINANCIAL STATEMENTS

We have audited the accompanying financial statements of Penguin International Limited (the "Company") and its subsidiaries (collectively, the "Group") set out on pages 44 to 123, which comprise the balance sheets of the Group and the Company as at 31 December 2015, the statements of changes in equity of the Group and the Company and the consolidated income statement, consolidated statement of comprehensive income and consolidated cash flow statement of the Group for the year then ended, and a summary of significant accounting policies and other explanatory information.

MANAGEMENT'S RESPONSIBILITY FOR THE FINANCIAL STATEMENTS

Management is responsible for the preparation of financial statements that give a true and fair view in accordance with the provisions of the Singapore Companies Act, Chapter 50 (the "Act") and Singapore Financial Reporting Standards, and for devising and maintaining a system of internal accounting controls sufficient to provide a reasonable assurance that assets are safeguarded against loss from unauthorised use or disposition; and transactions are properly authorised and that they are recorded as necessary to permit the preparation of true and fair financial statements and to maintain accountability of assets.

AUDITOR'S RESPONSIBILITY

Our responsibility is to express an opinion on these financial statements based on our audit. We conducted our audit in accordance with Singapore Standards on Auditing. Those standards require that we comply with ethical requirements and plan and perform the audit to obtain reasonable assurance about whether the financial statements are free from material misstatement.

An audit involves performing procedures to obtain audit evidence about the amounts and disclosures in the financial statements. The procedures selected depend on the auditor's judgment, including the assessment of the risks of material misstatement of the financial statements, whether due to fraud or error. In making those risk assessments, the auditor considers internal control relevant to the entity's preparation of the financial statements that give a true and fair view in order to design audit procedures that are appropriate in the circumstances, but not for the purpose of expressing an opinion on the effectiveness of the entity's internal control. An audit also includes evaluating the appropriateness of accounting policies used and the reasonableness of accounting estimates made by management, as well as evaluating the overall presentation of the financial statements.

We believe that the audit evidence we have obtained is sufficient and appropriate to provide a basis for our audit opinion.

OPINION

In our opinion, the consolidated financial statements of the Group and the balance sheet and statement of changes in equity of the Company are properly drawn up in accordance with the provisions of the Act and Singapore Financial Reporting Standards so as to give a true and fair view of the state of affairs of the Group and of the Company as at 31 December 2015 and of the financial performance, changes in equity and cash flows of the Group and the changes in equity of the Company for the year ended on that date.

REPORT ON OTHER LEGAL AND REGULATORY REQUIREMENTS

In our opinion, the accounting and other records required by the Act to be kept by the Company and by those subsidiary corporations incorporated in Singapore of which we are the auditor have been properly kept in accordance with the provisions of the Act.

Ernst & Young LLP
Public Accountants and
Chartered Accountants
Singapore
18 March 2016

CONSOLIDATED INCOME STATEMENT

FOR THE FINANCIAL YEAR ENDED 31 DECEMBER 2015

	Note	2015 \$'000	2014 \$'000
Continuing operations			
Revenue	4	119,854	164,846
Cost of sales		(81,362)	(109,535)
Gross profit		38,492	55,311
Other income	5	16,869	4,304
Marketing and distribution costs		(266)	(306)
Administrative expenses	6	(19,221)	(17,942)
Other operating expenses	7	(8,686)	(9,878)
Finance costs	8	(438)	(79)
Interest income	8	170	175
Profit before tax from continuing operations	10	26,920	31,585
Tax expense	11	(5,713)	(1,610)
Profit from continuing operations, net of tax		21,207	29,975
Discontinued operation			
Profit from discontinued operation, net of tax	12	10	175
Profit for the year		21,217	30,150
Attributable to:			
Owners of the Company			
Profit from continuing operations, net of tax		21,207	29,975
Profit from discontinued operation, net of tax	12	10	175
Profit for the year attributable to owners of the Company		21,217	30,150
Non-controlling interests			
Profit from continuing operations, net of tax		–	–
Profit from discontinued operation, net of tax	12	–	–
Profit for the year attributable to non-controlling interests		–	–
Profit for the year		21,217	30,150
Earnings per share from continuing operations attributable to owners of the Company (cents per share)			
- Basic	13(a)	3.21	4.54
- Diluted	13(a)	3.21	4.54
Earnings per share (cents per share)			
- Basic	13(b)	3.21	4.56
- Diluted	13(b)	3.21	4.56

The accompanying accounting policies and explanatory notes form an integral part of the financial statements.

CONSOLIDATED STATEMENT OF COMPREHENSIVE INCOME

FOR THE FINANCIAL YEAR ENDED 31 DECEMBER 2015

	2015 \$'000	2014 \$'000
Profit for the year	21,217	30,150
Other comprehensive income:		
Items that may be reclassified subsequently to profit or loss		
Net effect of exchange differences arising on quasi capital non-trade amount due from subsidiaries	(924)	–
Foreign currency translation	(424)	322
Other comprehensive income for the year, net of tax	(1,348)	322
Total comprehensive income for the year	19,869	30,472
Total comprehensive income for the year attributable to:		
Owners of the Company	19,869	30,472
Non-controlling interests	–	–
Total comprehensive income for the year	19,869	30,472
Total comprehensive income for the year attributable to owners of the company:		
Total comprehensive income from continuing operations, net of tax	19,859	30,297
Total comprehensive income from discontinued operation, net of tax	10	175
Total comprehensive income for the year	19,869	30,472

The accompanying accounting policies and explanatory notes form an integral part of the financial statements.

BALANCE SHEETS

AS AT 31 DECEMBER 2015

	Note	Group 2015 \$'000	2014 \$'000	Company 2015 \$'000	2014 \$'000
Non-current assets					
Property, plant and equipment	14	106,800	83,821	14,241	17,911
Investment in subsidiaries	15	–	–	25,535	25,722
Loan to a subsidiary	21	–	–	61,913	–
Other investments	16	–	–	–	–
Intangible asset	17	78	78	–	–
Current assets					
Inventories	18	53,427	56,777	–	–
Trade receivables	19	4,634	14,503	1,579	2,493
Other receivables and deposits	20	2,476	9,036	97	115
Prepayments		471	639	113	122
Loans to subsidiaries	21	–	–	6,870	56,535
Derivatives	22	–	2	–	–
Fixed deposits	23	27,280	1,769	27,280	1,769
Cash and bank balances	23	10,017	35,604	2,183	4,912
		98,305	118,330	38,122	65,946
Current liabilities					
Trade payables	24	10,989	13,864	101	110
Other payables and accruals	25	16,834	36,241	4,001	3,910
Provisions	26	188	440	–	–
Due to customers for contract work-in-progress	27	2,322	1,137	–	–
Deferred revenue	28	188	207	188	207
Derivatives	22	–	2,425	–	2
Provision for income tax		5,651	5,109	20	–
Term loans	29	3,360	–	–	–
Deposits from subsidiaries	21	–	–	23,226	19,890
		39,532	59,423	27,536	24,119
Net current assets		58,773	58,907	10,586	41,827
Non-current liabilities					
Deferred tax liabilities	31	4,138	4,537	1,713	2,062
Provisions	26	104	104	104	104
Term loans	29	9,980	–	–	–
Net assets		151,429	138,165	110,458	83,294
Equity attributable to owners of the Company					
Share capital	32	94,943	94,943	94,943	94,943
Retained earnings/(accumulated loss)		63,256	48,644	15,515	(11,649)
Other reserves	33	(6,770)	(5,422)	–	–
Total equity		151,429	138,165	110,458	83,294

The accompanying accounting policies and explanatory notes form an integral part of the financial statements.

CONSOLIDATED STATEMENT OF CHANGES IN EQUITY

FOR THE FINANCIAL YEAR ENDED 31 DECEMBER 2015

	Attributable to owners of the Company			
	Share capital \$'000	Other reserves \$'000	Retained earnings \$'000	Total \$'000
Group				
2015				
Opening balance at 1 January 2015	94,943	(5,422)	48,644	138,165
Profit for the year	–	–	21,217	21,217
<u>Other comprehensive income</u>				
Net effect of exchange differences arising on quasi capital non-trade amount due from subsidiaries	–	(924)	–	(924)
Foreign currency translation	–	(424)	–	(424)
Other comprehensive income for the year, net of tax	–	(1,348)	–	(1,348)
Total comprehensive income for the year	–	(1,348)	21,217	19,869
Dividends (Note 37)	–	–	(6,605)	(6,605)
Closing balance at 31 December 2015	94,943	(6,770)	63,256	151,429

The accompanying accounting policies and explanatory notes form an integral part of the financial statements.

CONSOLIDATED STATEMENT OF CHANGES IN EQUITY

[CONT'D]

FOR THE FINANCIAL YEAR ENDED 31 DECEMBER 2015

	Attributable to owners of the Company			
	Share capital \$'000	Other reserves \$'000	Retained earnings \$'000	Total \$'000
Group				
2014				
Opening balance at 1 January 2014	94,943	(5,744)	21,797	110,996
Profit for the year	–	–	30,150	30,150
<u>Other comprehensive income</u>				
Foreign currency translation	–	322	–	322
Other comprehensive income for the year, net of tax	–	322	–	322
Total comprehensive income for the year	–	322	30,150	30,472
Dividends (Note 37)	–	–	(3,303)	(3,303)
Closing balance at 31 December 2014	94,943	(5,422)	48,644	138,165

The accompanying accounting policies and explanatory notes form an integral part of the financial statements.

CONSOLIDATED STATEMENT OF CHANGES IN EQUITY

[CONT'D]

FOR THE FINANCIAL YEAR ENDED 31 DECEMBER 2015

	Share capital \$'000	Retained earnings \$'000	Total equity \$'000
<hr/>			
Company			
2015			
Opening balance at 1 January 2015	94,943	(11,649)	83,294
Total comprehensive profit for the year	–	33,769	33,769
Dividends (Note 37)	–	(6,605)	(6,605)
Closing balance at 31 December 2015	94,943	15,515	110,458
<hr/>			
2014			
Opening balance at 1 January 2014	94,943	(8,824)	86,119
Total comprehensive profit for the year	–	478	478
Dividends (Note 37)	–	(3,303)	(3,303)
Closing balance at 31 December 2014	94,943	(11,649)	83,294

The accompanying accounting policies and explanatory notes form an integral part of the financial statements.

CONSOLIDATED CASH FLOW STATEMENT

FOR THE FINANCIAL YEAR ENDED 31 DECEMBER 2015

	Note	2015 \$'000	2014 \$'000
Operating activities			
Profit before tax from continuing operations		26,920	31,585
Profit before tax from discontinued operation		11	167
Profit before tax, total		26,931	31,752
Adjustments for:			
Depreciation of property, plant and equipment		10,682	7,968
Gain on disposal of property, plant and equipment		(4,069)	(1,743)
Gain on disposal of asset held for sale		–	(1,662)
Gain on disposal of investment		–	(3)
Interest expense		397	–
Interest income		(170)	(175)
Property, plant and equipment written off		59	1
Impairment of property, plant and equipment		370	184
Allowance/(reversal) for doubtful debts (Trade)		453	(275)
Allowance for doubtful debts (Non-trade)		2	–
Net fair value (gain)/loss on derivatives		(2,423)	2,422
Provision of warranty claims on shipbuilding contracts, net		39	229
Currency alignment		(2,151)	(1,349)
Operating cash flows before changes in working capital		30,120	37,349
Inventories		3,350	(29,930)
Trade receivables		9,416	(2,097)
Other receivables, deposits and prepayments		6,785	(2,119)
Trade payables		(2,875)	6,803
Other payables and accruals		(19,698)	2,234
Provisions		–	104
Due to customers for contract work-in-progress		1,185	(1,477)
Deferred revenue		(19)	52
Cash flows from operations		28,264	10,919
Interest paid		(397)	–
Interest received		170	175
Income taxes paid, net		(5,603)	(1,720)
Net cash flows from operating activities		22,434	9,374

CONSOLIDATED CASH FLOW STATEMENT

[CONT'D]

FOR THE FINANCIAL YEAR ENDED 31 DECEMBER 2015

	Note	2015 \$'000	2014 \$'000
Investing activities			
Proceeds from disposal of property, plant and equipment		13,670	4,747
Proceeds from disposal of asset held for sale		–	5,149
Proceeds from disposal of investment		–	8
Additions to property, plant and equipment		(43,196)	(21,479)
Net cash flows used in investing activities		(29,526)	(11,575)
Financing activities			
Proceeds from term loans		15,800	–
Repayment of term loans		(2,460)	–
(Increase)/decrease in pledged deposits with licensed bank		(288)	1,381
Dividends paid		(6,605)	(3,303)
Net cash flows generated from/(used in) in financing activities		6,447	(1,922)
Net decrease in cash and cash equivalents		(645)	(4,123)
Effect of exchange rate changes on cash and cash equivalents		281	249
Cash and cash equivalents at 1 January		37,373	41,247
Cash and cash equivalents at 31 December	23	37,009	37,373

The accompanying accounting policies and explanatory notes form an integral part of the financial statements.

NOTES TO THE FINANCIAL STATEMENTS

FOR THE FINANCIAL YEAR ENDED 31 DECEMBER 2015

1. CORPORATE INFORMATION

Penguin International Limited (the "Company") is a limited liability company incorporated and domiciled in Singapore and is listed on the Singapore Exchange Securities Trading Limited (SGX-ST).

The registered office and principal place of business of the Company is located at 18 Tuas Basin Link, Singapore 638784.

The principal activities of the Company are to act as owners, operators of passenger ferries and launches, and investment holding. The principal activities of the subsidiaries are disclosed in Note 15 to the financial statements.

2. SUMMARY OF SIGNIFICANT ACCOUNTING POLICIES

2.1 Basis of preparation

The consolidated financial statements of the Group and balance sheet and statement of changes in equity of the Company have been prepared in accordance with Singapore Financial Reporting Standards ("FRS").

The financial statements have been prepared on a historical cost basis except as disclosed in the accounting policies below.

The financial statements are presented in Singapore Dollars (SGD or \$) and all values in the tables are rounded to the nearest thousand (\$'000) except when otherwise indicated.

2.2 Changes in accounting policies

The accounting policies adopted are consistent with those of the previous financial year except in the current financial year, the Group has adopted all the new and revised standards which are effective for annual financial periods beginning on or after 1 January 2015. The adoption of these standards did not have any effect on the financial performance or position of the Group and the Company.

NOTES TO THE FINANCIAL STATEMENTS

[CONT'D]

FOR THE FINANCIAL YEAR ENDED 31 DECEMBER 2015

2. SUMMARY OF SIGNIFICANT ACCOUNTING POLICIES (CONT'D)

2.3 Standards issued but not yet effective

The Group has not adopted the following standards that have been issued but not yet effective:

Description	Effective for annual periods beginning on or after
FRS 114 <i>Regulatory Deferral Accounts</i>	1 January 2016
Amendments to FRS 27 <i>Equity Method in Separate Financial Statements</i>	1 January 2016
Amendments to FRS 16 and FRS 38 <i>Clarification of Acceptable Methods of Depreciation and Amortisation</i>	1 January 2016
Amendments to FRS 16 and FRS 41 <i>Agriculture: Bearer Plants</i>	1 January 2016
Amendments to FRS 111 <i>Accounting for Acquisitions of Interests in Joint Operations</i>	1 January 2016
Improvements to FRSs (November 2014)	
(a) Amendments to FRS 105 <i>Non-current Assets Held for Sale and Discontinued Operations</i>	1 January 2016
(b) Amendments to FRS 107 <i>Financial Instruments: Disclosures</i>	1 January 2016
(c) Amendments to FRS 19 <i>Employee Benefits</i>	1 January 2016
(d) Amendments to FRS 34 <i>Interim Financial Reporting</i>	1 January 2016
Amendments to FRS 1 <i>Disclosure Initiative</i>	1 January 2016
Amendments to FRS 110, FRS 112 and FRS 28 <i>Investment Entities: Applying the Consolidation Exception</i>	1 January 2016
Amendments to FRS 7 <i>Disclosure Initiative</i>	1 January 2017
Amendments to FRS 12 <i>Recognition of Deferred Tax Assets for Unrealised Losses</i>	1 January 2017
FRS 115 <i>Revenue from Contracts with Customers</i>	1 January 2018
FRS 109 <i>Financial Instruments</i>	1 January 2018
Amendments to FRS 110 & FRS 28: <i>Sale or Contribution of Assets between an Investor and its Associate or Joint Venture</i>	To be determined

NOTES TO THE FINANCIAL STATEMENTS

[CONT'D]

FOR THE FINANCIAL YEAR ENDED 31 DECEMBER 2015

2. SUMMARY OF SIGNIFICANT ACCOUNTING POLICIES (CONT'D)

2.3 Standards issued but not yet effective (cont'd)

Except for FRS 115 Revenue from Contracts with Customers and FRS 109 Financial Instruments, the directors expect that the adoption of the other standards above will have no material impact on the financial statements in the period of initial application. The nature of the impending changes in accounting policies on adoption of FRS 115 and FRS 109 are described below:

FRS 115 Revenue from Contracts with Customers

FRS 115 was issued in November 2014 and establishes a new five-step model that will apply to revenue arising from contracts with customers.

Under FRS 115 revenue is recognised at an amount that reflects the consideration to which an entity expects to be entitled in exchange for transferring goods or services to a customer. The principles in FRS 115 provide a more structured approach to measuring and recognising revenue when the promised goods and services are transferred to the customer i.e. when performance obligations are satisfied.

Key issues for the Group include identifying performance obligations, accounting for contract modifications, applying the constraint to variable consideration, evaluating significant financial components, measuring progress toward satisfaction of a performance obligation, recognising contract cost assets and addressing disclosure requirements.

Either a full or modified retrospective application is required for annual periods beginning on or after 1 January 2018 with early adoption is permitted. The Group is currently assessing the impact of FRS 115 and plans to adopt the new standard on the required effective date.

FRS 109 Financial Instruments

In December 2014, the ASC issued the final version of FRS 109 Financial Instruments which reflects all phases of the financial instruments project and replaces FRS 39 Financial Instruments: Recognition and Measurement. FRS 109 introduces new requirements for classification and measurement of financial assets, impairment of financial assets and hedge accounting. Financial assets are classified according to their contractual cash flow characteristics and the business model under which they are held. The impairment requirement in FRS109 are based on an expected credit loss model and replace the FRS39 incurred loss model. Adopting the expected credit losses requirements will require the Group to make changes to its current systems and processes.

FRS 109 is effective for annual periods beginning on or after 1 January 2018, with early application permitted. Retrospective application is required, but comparative information is not compulsory in the year of adoption.

The adoption of FRS 109 will have an effect on the classification and measurement of the Group's financial assets, but no impact on the classification and measurement of the Group's financial liabilities.

NOTES TO THE FINANCIAL STATEMENTS

[CONT'D]

FOR THE FINANCIAL YEAR ENDED 31 DECEMBER 2015

2. SUMMARY OF SIGNIFICANT ACCOUNTING POLICIES (CONT'D)

2.4 Basis of consolidation and business combinations

(a) *Basis of consolidation*

The consolidated financial statements comprise the financial statements of the Company and its subsidiaries as at the end of the reporting period. The financial statements of the subsidiaries used in the preparation of the consolidated financial statements are prepared for the same reporting date as the Company. Consistent accounting policies are applied to like transactions and events in similar circumstances.

All intra-group balances, income and expenses and unrealised gains and losses resulting from intra-group transactions and dividends are eliminated in full.

Subsidiaries are consolidated from the date of acquisition, being the date on which the Group obtains control, and continue to be consolidated until the date that such control ceases.

Losses within a subsidiary are attributed to the non-controlling interest even if that results in a deficit balance.

A change in the ownership interest of a subsidiary, without a loss of control, is accounted for as an equity transaction. If the Group loses control over a subsidiary, it:

- De-recognises the assets (including goodwill) and liabilities of the subsidiary at their carrying amounts at the date when control is lost;
- De-recognises the carrying amount of any non-controlling interest;
- De-recognises the cumulative translation differences recorded in equity;
- Recognises the fair value of the consideration received;
- Recognises the fair value of any investment retained;
- Recognises any surplus or deficit in profit or loss;
- Re-classifies the Group's share of components previously recognised in other comprehensive income to profit or loss or retained earnings, as appropriate.

NOTES TO THE FINANCIAL STATEMENTS

[CONT'D]

FOR THE FINANCIAL YEAR ENDED 31 DECEMBER 2015

2. SUMMARY OF SIGNIFICANT ACCOUNTING POLICIES (CONT'D)

2.4 Basis of consolidation and business combinations (cont'd)

(b) *Business combinations*

Business combinations are accounted for by applying the acquisition method. Identifiable assets acquired and liabilities assumed in a business combination are measured initially at their fair values at the acquisition date. Acquisition-related costs are recognised as expenses in the periods in which the costs are incurred and the services are received.

Any contingent consideration to be transferred by the acquirer will be recognised at fair value at the acquisition date. Subsequent changes to the fair value of the contingent consideration which is deemed to be an asset or liability, will be recognised in profit or loss.

The Group elects for each individual business combination, whether non-controlling interest in the acquiree (if any), that are present ownership interests and entitle their holders to a proportionate share of net assets in the event of liquidation, is recognised on the acquisition date at fair value, or at the non-controlling interest's proportionate share of the acquiree's identifiable net assets. Other components of non-controlling interests are measured at their acquisition date fair value, unless another measurement basis is required by another FRS.

Any excess of the sum of the fair value of the consideration transferred in the business combination, the amount of non-controlling interest in the acquiree (if any), and the fair value of the Group's previously held equity interest in the acquiree (if any), over the net fair value of the acquiree's identifiable assets and liabilities is recorded as goodwill. The accounting policy for goodwill is set out in Note 2.8. In instances where the latter amount exceeds the former, the excess is recognised as gain on bargain purchase in profit or loss on the acquisition date.

2.5 Transactions with non-controlling interests

Non-controlling interest represents the equity in subsidiaries not attributable, directly or indirectly, to owners of the Company.

Changes in the Company's ownership interest in a subsidiary that do not result in a loss of control are accounted for as equity transactions. In such circumstances, the carrying amounts of the controlling and non-controlling interests are adjusted to reflect the changes in their relative interests in the subsidiary. Any difference between the amount by which the non-controlling interest is adjusted and the fair value of the consideration paid or received is recognised directly in equity and attributed to owners of the Company.

NOTES TO THE FINANCIAL STATEMENTS

[CONT'D]

FOR THE FINANCIAL YEAR ENDED 31 DECEMBER 2015

2. SUMMARY OF SIGNIFICANT ACCOUNTING POLICIES (CONT'D)

2.6 Foreign currency

The Group's consolidated financial statements are presented in Singapore Dollars, which is also the Company's functional currency. Each entity in the Group determines its own functional currency and items included in the financial statements of each entity are measured using that functional currency.

(a) *Transactions and balances*

Transactions in foreign currencies are measured in the respective functional currencies of the Company and its subsidiaries and are recorded on initial recognition in the functional currencies at exchange rates approximating those ruling at the transaction dates. Monetary assets and liabilities denominated in foreign currencies are translated at the rate of exchange ruling at the end of the reporting period. Non-monetary items that are measured in terms of historical cost in a foreign currency are translated using the exchange rates as at the dates of the initial transactions. Non-monetary items measured at fair value in a foreign currency are translated using the exchange rates at the date when the fair value was measured.

Exchange differences arising on the settlement of monetary items or on translating monetary items at the end of the reporting period are recognised in profit or loss except for exchange differences arising on monetary items that form part of the Group's net investment in foreign operations, which are recognised initially in other comprehensive income and accumulated under foreign currency translation reserve in equity. The foreign currency translation reserve is reclassified from equity to profit or loss of the Group on disposal of the foreign operation.

(b) *Consolidated financial statements*

For consolidation purpose, the assets and liabilities of foreign operations are translated into SGD at the rate of exchange ruling at the end of the reporting period and their profit or loss are translated at the exchange rates prevailing at the date of the transactions. The exchange differences arising on the translation are recognised in other comprehensive income. On disposal of a foreign operation, the component of other comprehensive income relating to that particular foreign operation is recognised in profit or loss.

In the case of a partial disposal without loss of control of a subsidiary that includes a foreign operation, the proportionate share of the cumulative amount of the exchange differences are re-attributed to non-controlling interest and are not recognised in profit or loss. For partial disposals of associates or jointly controlled entities that are foreign operations, the proportionate share of the accumulated exchange differences is reclassified to profit or loss.

2.7 Subsidiaries

A subsidiary is an investee that is controlled by the Group. The Group controls an investee when it is exposed, or has rights, to variable returns from its involvement with the investee and has the ability to affect those returns through its power over the investee.

In the Company's separate financial statements, investments in subsidiaries are accounted for at cost less impairment losses.

NOTES TO THE FINANCIAL STATEMENTS

[CONT'D]

FOR THE FINANCIAL YEAR ENDED 31 DECEMBER 2015

2. SUMMARY OF SIGNIFICANT ACCOUNTING POLICIES (CONT'D)

2.8 Goodwill

Goodwill is initially measured at cost. Following initial recognition, goodwill is measured at cost less any accumulated impairment losses.

For the purpose of impairment testing, goodwill acquired in a business combination is, from the acquisition date, allocated to the Group's cash-generating units that are expected to benefit from the synergies of the combination, irrespective of whether other assets or liabilities of the acquiree are assigned to those units.

The cash-generating unit to which goodwill has been allocated is tested for impairment annually and whenever there is an indication that the cash-generating unit may be impaired. Impairment is determined for goodwill by assessing the recoverable amount of each cash-generating unit (or group of cash-generating units) to which the goodwill relates. Where the recoverable amount of the cash-generating unit is less than the carrying amount, an impairment loss is recognised in profit or loss. Impairment losses recognised for goodwill are not reversed in subsequent periods.

Where goodwill forms part of a cash-generating unit and part of the operation within that cash-generating unit is disposed of, the goodwill associated with the operation disposed of is included in the carrying amount of the operation when determining the gain or loss on disposal of the operation. Goodwill disposed of in this circumstance is measured based on the relative fair values of the operation disposed of and the portion of the cash-generating unit retained.

2.9 Property, plant and equipment

All items of property, plant and equipment are initially recorded at cost. Subsequent to recognition, property, plant and equipment are measured at cost less accumulated depreciation and any accumulated impairment losses. The cost includes the cost of replacing part of the property, plant and equipment and borrowing costs that are directly attributable to the acquisition, construction or production of a qualifying property, plant and equipment. The cost of an item of property, plant and equipment is recognised as an asset if, and only if, it is probable that future economic benefits associated with the item will flow to the Group and the cost of the item can be measured reliably.

When significant parts of plant and equipment are required to be replaced in intervals, the Group recognises such parts as individual assets with specific useful lives and depreciation, respectively. Likewise, when a major inspection is performed, its cost is recognised in the carrying amount of the plant and equipment as a replacement if the recognition criteria are satisfied. All other repair and maintenance costs are recognised in profit or loss as incurred.

Depreciation is computed on a straight-line basis over the estimated useful lives of the assets as follows:

Barges	10 - 20 years
Leasehold buildings	6 - 30 years
Motor launches	15 - 20 years
Machinery and equipment	4 - 15 years
Office equipment	3 - 10 years
Motor vehicles	5 years
Deferred drycoking expenditure	4 years

NOTES TO THE FINANCIAL STATEMENTS

[CONT'D]

FOR THE FINANCIAL YEAR ENDED 31 DECEMBER 2015

2. SUMMARY OF SIGNIFICANT ACCOUNTING POLICIES (CONT'D)

2.9 Property, plant and equipment (cont'd)

Assets under construction included in property, plant and equipment are not depreciated as these are not yet available for use.

The carrying values of property, plant and equipment are reviewed for impairment when events or changes in circumstances indicate that the carrying value may not be recoverable.

The residual value, useful life and depreciation method are reviewed at each financial year-end, and adjusted prospectively, if appropriate.

An item of property, plant and equipment is derecognised upon disposal or when no future economic benefits are expected from its use or disposal. Any gain or loss arising on de-recognition of the asset is included in profit or loss in the year the asset is derecognised.

Deferred drydocking expenditure is carried at cost less accumulated depreciation and any accumulated impairment losses. Depreciation of deferred drydocking expenditure begins when drydocking is completed and the vessels are available for use. Deferred expenditure is depreciated over a period of 4 years on a straight line basis.

2.10 Impairment of non-financial assets

The Group assesses at each reporting date whether there is an indication that an asset may be impaired. If any indication exists, or when an annual impairment testing for an asset is required, the Group makes an estimate of the asset's recoverable amount.

An asset's recoverable amount is the higher of an asset's or cash-generating unit's fair value less costs of disposal and its value in use and is determined for an individual asset, unless the asset does not generate cash inflows that are largely independent of those from other assets or group of assets. Where the carrying amount of an asset or cash-generating unit exceeds its recoverable amount, the asset is considered impaired and is written down to its recoverable amount. In assessing value in use, the estimated future cash flows expected to be generated by the asset are discounted to their present value using a pre-tax discount rate that reflects current market assessments of the time value of money and the risks specific to the asset. In determining fair value less costs of disposal, recent market transactions are taken into accounts if available. If no such transaction can be identified, an appropriate valuation model is used.

The Group bases its impairment calculation on market valuations, detailed budgets and forecast calculations which are prepared separately for each of the Group's cash-generating units to which the individual assets are allocated.

Impairment losses of continuing operations are recognised in profit or loss in those expense categories consistent with the function of the impaired asset.

NOTES TO THE FINANCIAL STATEMENTS

[CONT'D]

FOR THE FINANCIAL YEAR ENDED 31 DECEMBER 2015

2. SUMMARY OF SIGNIFICANT ACCOUNTING POLICIES (CONT'D)

2.10 Impairment of non-financial assets (cont'd)

For assets excluding goodwill, an assessment is made at each reporting date as to whether there is any indication that previously recognised impairment losses may no longer exist or may have decreased. If such indication exists, the Group estimates the asset's or cash-generating unit's recoverable amount. A previously recognised impairment loss is reversed only if there has been a change in the estimates used to determine the asset's recoverable amount since the last impairment loss was recognised. If that is the case, the carrying amount of the asset is increased to its recoverable amount. That increase cannot exceed the carrying amount that would have been determined, net of depreciation, had no impairment loss been recognised previously. Such reversal is recognised in profit or loss.

2.11 Financial instruments

(a) *Financial assets*

Initial recognition and measurement

Financial assets are recognised when, and only when, the Group becomes a party to the contractual provisions of the financial instrument. The Group determines the classification of its financial assets at initial recognition.

When financial assets are recognised initially, they are measured at fair value, plus, in the case of financial assets not at fair value through profit or loss, directly attributable transaction costs.

Subsequent measurement

The subsequent measurement of financial assets depends on their classification as follows:

(i) *Financial assets at fair value through profit or loss*

Financial assets at fair value through profit or loss include financial assets held for trading. Financial assets are classified as held for trading if they are acquired for the purpose of selling or repurchasing in the near term. This category includes derivative financial instruments entered into by the Group that are not designated as hedging instruments in hedge relationships as defined by FRS 39. Derivatives, including embedded derivatives are also classified as held for trading unless they are designated as effective hedging instruments.

Subsequent to initial recognition, financial assets at fair value through profit or loss are measured at fair value. Any gains or losses arising from changes in fair value of the financial assets are recognised in profit or loss. Net gains or net losses on financial assets at fair value through profit or loss include exchange differences, interest and dividend income.

NOTES TO THE FINANCIAL STATEMENTS

[CONT'D]

FOR THE FINANCIAL YEAR ENDED 31 DECEMBER 2015

2. SUMMARY OF SIGNIFICANT ACCOUNTING POLICIES (CONT'D)

2.11 Financial instruments (cont'd)

(a) *Financial assets (cont'd)*

(ii) *Loans and receivables*

Non-derivative financial assets with fixed or determinable payments that are not quoted in an active market are classified as loans and receivables. Subsequent to initial recognition, loans and receivables are measured at amortised cost using the effective interest method, less impairment. Gains and losses are recognised in profit or loss when the loans and receivables are derecognised or impaired, and through the amortisation process.

(iii) *Available-for-sale financial assets*

Available-for-sale financial assets include equity securities. Equity investments classified as available-for sale are those, which are neither classified as held for trading nor designated at fair value through profit or loss.

After initial recognition, available-for-sale financial assets are subsequently measured at fair value. Any gains or losses from changes in fair value of the financial assets are recognised in other comprehensive income, except that impairment losses, foreign exchange gains and losses on monetary instruments and interest calculated using the effective interest method are recognised in profit or loss. The cumulative gain or loss previously recognised in other comprehensive income is reclassified from equity to profit or loss as a reclassification adjustment when the financial asset is de-recognised.

Investments in equity instruments whose fair value cannot be reliably measured are measured at cost less impairment loss.

Derecognition

A financial asset is derecognised where the contractual right to receive cash flows from the asset has expired. On de-recognition of a financial asset in its entirety, the difference between the carrying amount and the sum of the consideration received and any cumulative gain or loss that had been recognised in other comprehensive income is recognised in profit or loss.

Regular way purchase and sale of a financial asset

All regular way purchases and sales of financial assets are recognised or derecognised on the trade date i.e., the date that the Group commits to purchase or sell the asset. Regular way purchases or sales are purchases or sales of financial assets that require delivery of assets within the period generally established by regulation or convention in the marketplace concerned.

NOTES TO THE FINANCIAL STATEMENTS

[CONT'D]

FOR THE FINANCIAL YEAR ENDED 31 DECEMBER 2015

2. SUMMARY OF SIGNIFICANT ACCOUNTING POLICIES (CONT'D)

2.11 Financial instruments (cont'd)

(b) *Financial liabilities*

Initial recognition and measurement

Financial liabilities are recognised when, and only when, the Group becomes a party to the contractual provisions of the financial instrument. The Group determines the classification of its financial liabilities at initial recognition.

All financial liabilities are recognised initially at fair value plus in the case of financial liabilities not at fair value through profit or loss, directly attributable transaction costs.

Subsequent measurement

The measurement of financial liabilities depends on their classification as follows:

(i) *Financial liabilities at fair value through profit or loss*

Financial liabilities at fair value through profit or loss include financial liabilities held for trading. Financial liabilities are classified as held for trading if they are acquired for the purpose of selling in the near term. This category includes derivative financial instruments entered into by the Group that are not designated as hedging instruments in hedge relationships.

Subsequent to initial recognition, financial liabilities at fair value through profit or loss are measured at fair value. Any gains or losses arising from changes in fair value of the financial liabilities are recognised in profit or loss.

(ii) *Financial liabilities at amortised cost*

After initial recognition, financial liabilities that are not carried at fair value through profit and loss are subsequently measured at amortised cost using the effective interest rate method. Gains and losses are recognised in profit or loss when the liabilities are derecognised, and through the amortisation process.

Derecognition

A financial liability is derecognised when the obligation under the liability is discharged or cancelled or expires. When an existing financial liability is replaced by another from the same lender on substantially different terms, or the terms of an existing liability are substantially modified, such an exchange or modification is treated as a de-recognition of the original liability and the recognition of a new liability, and the difference in the respective carrying amounts is recognised in profit or loss.

(c) *Offsetting of financial instruments*

Financial assets and financial liabilities are offset and the net amount is presented in the balance sheets, when and only when, there is currently enforceable legal right to set off the recognised amounts and there is an intention to settle on a net basis, or to realise the assets and settle the liabilities simultaneously.

NOTES TO THE FINANCIAL STATEMENTS

[CONT'D]

FOR THE FINANCIAL YEAR ENDED 31 DECEMBER 2015

2. SUMMARY OF SIGNIFICANT ACCOUNTING POLICIES (CONT'D)

2.12 Derivative financial instruments

The Group uses derivative financial instruments such as forward currency contracts to hedge its risks associated with foreign currency. Such derivative financial instruments are initially recognised at fair value on the date the derivative contract is entered into and are subsequently remeasured at fair value. Derivatives are carried as assets when the fair value is positive and as liabilities when the fair value is negative.

Any gains or losses arising from changes in fair value on derivatives that do not qualify for hedge accounting are taken directly to profit or loss for the year.

2.13 Impairment of financial assets

The Group assesses at each reporting date whether there is any objective evidence that a financial asset is impaired.

(a) *Financial assets carried at amortised cost*

For financial assets carried at amortised cost, the Group first assesses whether objective evidence of impairment exists individually for financial assets that are individually significant, or collectively for financial assets that are not individually significant. If the Group determines that no objective evidence of impairment exists for an individually assessed financial asset, whether significant or not, it includes the asset in a group of financial assets with similar credit risk characteristics and collectively assesses them for impairment. Assets that are individually assessed for impairment and for which an impairment loss is, or continues to be recognised are not included in a collective assessment of impairment.

If there is objective evidence that an impairment loss on financial assets carried at amortised cost has incurred, the amount of the loss is measured as the difference between the asset's carrying amount and the present value of estimated future cash flows discounted at the financial asset's original effective interest rate. If a loan has a variable interest rate, the discount rate for measuring any impairment loss is the current effective interest rate. The carrying amount of the asset is reduced through the use of an allowance account. The impairment loss is recognised in profit or loss.

When the asset becomes uncollectible, the carrying amount of impaired financial assets is reduced directly or if an amount was charged to the allowance account, the amounts charged to the allowance account are written off against the carrying value of the financial asset.

To determine whether there is objective evidence that an impairment loss on financial assets has been incurred, the Group considers factors such as the probability of insolvency or significant financial difficulties of the debtor and default or significant delay in payments.

NOTES TO THE FINANCIAL STATEMENTS

[CONT'D]

FOR THE FINANCIAL YEAR ENDED 31 DECEMBER 2015

2. SUMMARY OF SIGNIFICANT ACCOUNTING POLICIES (CONT'D)

2.13 Impairment of financial assets (cont'd)

(a) *Financial assets carried at amortised cost (cont'd)*

If in a subsequent period, the amount of the impairment loss decreases and the decrease can be related objectively to an event occurring after the impairment was recognised, the previously recognised impairment loss is reversed to the extent that the carrying amount of the asset does not exceed its amortised cost at the reversal date. The amount of reversal is recognised in profit or loss.

(b) *Financial assets carried at cost*

If there is objective evidence (such as significant adverse changes in the business environment where the issuer operates, probability of insolvency or significant financial difficulties of the issuer) that an impairment loss on financial assets carried at cost has been incurred, the amount of the loss is measured as the difference between the asset's carrying amount and the present value of estimated future cash flows discounted at the current market rate of return for a similar financial asset. Such impairment losses are not reversed in subsequent periods.

(c) *Available-for-sale financial assets*

In the case of equity investments classified as available-for-sale, objective evidence of impairment include (i) significant financial difficulty of the issuer or obligor, (ii) information about significant changes with an adverse effect that have taken place in the technological, market, economic or legal environment in which the issuer operates, and indicates that the cost of the investment in equity instrument may not be recovered; and (iii) a significant or prolonged decline in the fair value of the investment below its costs. 'Significant' is to be evaluated against the original cost of the investment and 'prolonged' against the period in which the fair value has been below its original cost.

If an available-for-sale financial asset is impaired, an amount comprising the difference between its acquisition cost (net of any principal repayment and amortisation) and its current fair value, less any impairment loss previously recognised in profit or loss, is transferred from other comprehensive income and recognised in profit or loss. Reversals of impairment losses in respect of equity instruments are not recognised in profit or loss; increase in their fair value after impairment are recognised directly in other comprehensive income.

2.14 Cash and cash equivalents

Cash and cash equivalents comprise cash at bank, cash on hand, demand deposits and short-term, highly liquid investments readily convertible to known amounts of cash and which are subject to an insignificant risk of changes in value.

NOTES TO THE FINANCIAL STATEMENTS

[CONT'D]

FOR THE FINANCIAL YEAR ENDED 31 DECEMBER 2015

2. SUMMARY OF SIGNIFICANT ACCOUNTING POLICIES (CONT'D)

2.15 Inventories

Inventories are stated at the lower of cost and net realisable value. Cost includes materials and all direct expenditure in bringing the inventories to their present location and condition and are accounted for on a weighted average basis.

Where necessary, allowance is provided for damaged, obsolete and slow-moving items to adjust the carrying value of inventories to the lower of cost and net realisable value.

Net realisable value is the estimated selling price in the ordinary course of business, less estimated costs of completion and the estimated costs necessary to make the sale.

2.16 Construction contracts

The Group principally operates fixed price contracts. Contract revenue and contract costs are recognised as revenue and expenses respectively by reference to the stage of completion of the contract activity at the end of the reporting period (the percentage of completion method), when the outcome of a construction contract can be estimated reliably.

The outcome of a construction contract can be estimated reliably when: (i) total contract revenue can be measured reliably; (ii) it is probable that the economic benefits associated with the contract will flow to the entity; (iii) the costs to complete the contract and the stage of completion can be measured reliably; and (iv) the contract costs attributable to the contract can be clearly identified and measured reliably so that actual contract costs incurred can be compared with prior estimates.

When the outcome of a construction contract cannot be estimated reliably (principally during early stages of a contract), contract revenue is recognised only to the extent of contract costs incurred that are likely to be recoverable and contract costs are recognised as expense in the period in which they are incurred.

An expected loss on the construction contract is recognised as an expense immediately when it is probable that total contract costs will exceed total contract revenue.

In applying the percentage of completion method, revenue recognised corresponds to the total contract revenue (as defined below) multiplied by the actual completion rate based on surveys of work performed and completion of physical proportion of the contract work.

Contract revenue – Contract revenue corresponds to the initial amount of revenue agreed in the contract and any variations in contract work, claims and incentive payments to the extent that it is probable that they will result in revenue; and they are capable of being reliably measured.

Contract costs – Contract costs include costs that relate directly to the specific contract and costs that are attributable to contract activity in general and can be allocated to the contract.

NOTES TO THE FINANCIAL STATEMENTS

[CONT'D]

FOR THE FINANCIAL YEAR ENDED 31 DECEMBER 2015

2. SUMMARY OF SIGNIFICANT ACCOUNTING POLICIES (CONT'D)

2.17 Work-in-progress

Work-in-progress in relation to uncompleted vessels and repairs and maintenance projects are stated at cost.

Cost includes all direct materials and labour costs and those indirect costs related to contract performance, such as indirect labour, supplies and tools. Provision is made for anticipated losses on completed contracts, if any, when the possibility of losses is ascertained.

2.18 Deferred revenue

Deferred revenue comprises sales of ferry tickets billed in advance at the year end. Income from sales of ferry tickets will be released to revenue when passengers utilise the tickets.

2.19 Borrowing costs

Borrowing costs are capitalised as part of the cost of a qualifying asset if they are directly attributable to the acquisition, construction or production of that asset. Capitalisation of borrowing costs commences when the activities to prepare the asset for its intended use or sale are in progress and the expenditures and borrowing costs are incurred. Borrowing costs are capitalised until the assets are substantially completed for their intended use or sale. All other borrowing costs are expensed in the period they occur. Borrowing costs consist of interest and other costs that an entity incurs in connection with the borrowing of funds.

2.20 Provisions

Provisions are recognised when the Group has a present obligation (legal or constructive), as a result of a past event, it is probable that an outflow of resources embodying economic benefits will be required to settle the obligation and the amount of the obligation can be estimated reliably.

Provisions are reviewed at each reporting period and adjusted to reflect the current best estimate. If it is no longer probable that an outflow of economic resources will be required to settle the obligation, the provision is reversed. If the effect of the time value of money is material, provisions are discounted using a current pre tax rate that reflects where appropriate, the risks specific to the liability. When discounting is used, the increase in the provision due to the passage of time is recognised as a finance cost.

Liquidated damages

Provision for liquidated damages is made in respect of anticipated claims from customers on contracts of which deadlines are overdue or not expected to be completed on time in accordance with contractual obligations. The utilisation of provisions is dependent on the timing of claims.

NOTES TO THE FINANCIAL STATEMENTS

[CONT'D]

FOR THE FINANCIAL YEAR ENDED 31 DECEMBER 2015

2. SUMMARY OF SIGNIFICANT ACCOUNTING POLICIES (CONT'D)

2.20 Provisions (cont'd)

Foreseeable losses

Provision for foreseeable losses is made for anticipated losses on uncompleted contracts, if any, when the possibility of loss is ascertained.

Onerous contracts

Provision for onerous contract is recognised when the expected benefits from a contract are lower than the unavoidable cost of meeting the obligations under the contract.

Warranty provisions

Provision for warranty-related costs are recognised when the product is sold in accordance to the terms stipulated in shipbuilding contracts and in respect of anticipated claims from customers. Initial recognition is based on historical experience. The initial estimate of warranty-related cost is revised annually.

2.21 Employee benefits

(a) Defined contribution plans

The Group participates in the national pension schemes as defined by the laws of the countries in which it has operations. In particular, the Singapore companies in the Group make contributions to the Central Provident Fund Scheme in Singapore, a defined contribution pension scheme. Contributions to defined contribution pension scheme are recognised as an expense in the period in which the related service is performed.

(b) Employee leave entitlement

Employee entitlements to annual leave are recognised as a liability when they accrue to employees. The estimated liability for leave is recognised for services rendered by employees up to the end of the reporting period.

2.22 Leases

The determination of whether an arrangement is, or contains a lease is based on the substance of the arrangement at inception date: whether fulfilment of the arrangement is dependent on the use of a specific asset or assets or the arrangement conveys a right to use the asset, even if that right is not explicitly specified in an arrangement.

(a) As lessee

Finance leases, which transfer to the Group substantially all the risks and rewards incidental to ownership of the leased item, are capitalised at the inception of the lease at the fair value of the leased asset or, if lower, at the present value of the minimum lease payments. Any initial direct costs are also added to the amount capitalised. Lease payments are apportioned between the finance charges and reduction of the lease liability so as to achieve a constant rate of interest on the remaining balance of the liability.

NOTES TO THE FINANCIAL STATEMENTS

[CONT'D]

FOR THE FINANCIAL YEAR ENDED 31 DECEMBER 2015

2. SUMMARY OF SIGNIFICANT ACCOUNTING POLICIES (CONT'D)

2.22 Leases (cont'd)

(a) *As lessee (cont'd)*

Finance charges are charged to profit or loss. Contingent rents, if any, are charged as expenses in the periods in which they are incurred.

Capitalised leased assets are depreciated over the shorter of the estimated useful life of the asset and the lease term, if there is no reasonable certainty that the Group will obtain ownership by the end of the lease term.

Operating lease payments are recognised as an expense in the profit or loss on a straight-line basis over the lease term. The aggregate benefit of incentives provided by the lessor is recognised as a reduction of rental expense over the lease term on a straight-line basis.

(b) *As lessor*

Leases where the Group transfers substantially all the risks and rewards of ownerships of the asset are classified as finance leases. The carrying amount of lease asset is derecognised at the inception of the lease. The present value of the minimum lease payments receivable are recognised on the Group's balance sheet. Lease payments receivable are apportioned between the finance income and reduction of the lease receivable so as to achieve a constant rate of interest on the remaining balance of the receivable. Finance income is recognised in profit or loss.

2.23 Assets classified as held for sale and discontinued operation

Assets classified as held for sale are measured at the lower of their carrying amount and fair value less costs to sell. An asset is classified as held for sale if its carrying amounts will be recovered principally through a sale transaction rather than through continuing use. This condition is regarded as met only when the sale is highly probable and the asset is available for immediate sale in its present condition. Management must be committed to the sale, which should be expected to qualify for recognition as a completed sale within one year from the date of classification. A component of the Group is classified as a "discontinued operation" when the criteria to be classified as held for sale have been met or it has been disposed of and such a component represents a separate major line of business or geographical area of operations or is part of a single coordinated plan to dispose of a separate major line of business or geographical area of operations.

In profit or loss of the current reporting period, and of the comparative period of the previous year, all income and expenses from discontinued operation are reported separately from income and expenses from continuing operations, down to the level of profit after taxes. The resulting profit or loss (after taxes) is reported separately in profit or loss.

Property, plant and equipment and deferred drydocking expenditure once classified as held for sale are not depreciated or amortised.

NOTES TO THE FINANCIAL STATEMENTS

[CONT'D]

FOR THE FINANCIAL YEAR ENDED 31 DECEMBER 2015

2. SUMMARY OF SIGNIFICANT ACCOUNTING POLICIES (CONT'D)

2.24 Revenue

Revenue is recognised to the extent that it is probable that the economic benefits will flow to the Group and the revenue can be reliably measured, regardless of when the payment is made. Revenue is measured at the fair value of consideration received or receivable, taking into account contractually defined terms of payment and excluding taxes or duty. The Group assesses its revenue arrangements to determine if it is acting as principal or agent. The Group has concluded that it is acting as a principal in all of its revenue arrangements. The following specific recognition criteria must also be met before revenue is recognised:

(a) Revenue from ferry and charter hire, ship management services and repairs and maintenance

Revenue from ferry and charter hire, ship management services and repairs and maintenance is recognised upon rendering of services. Passenger fares are recognised upon completion of each voyage. The value of unused tickets is included in current liabilities as deferred revenue.

(b) Revenue from shipbuilding

Sale of vessels

Revenue is recognised upon the transfer of significant risk and rewards of ownership of the boats and goods to the customer, usually on delivery and acceptance of the boats and goods sold. Revenue is not recognised to the extent where there are significant uncertainties regarding recovery of the consideration due, associated costs or the possible return of goods.

Construction contracts

Revenue from construction contracts is recognised by reference to the percentage of completion at the end of the reporting period. The percentage of completion is measured based on surveys of work performed and completion of physical proportion of the contract work (Note 2.16).

(c) Interest and dividend income

Interest income is recognised using the effective interest method. Dividend income is recognised when the Group's right to receive payment is established.

NOTES TO THE FINANCIAL STATEMENTS

[CONT'D]

FOR THE FINANCIAL YEAR ENDED 31 DECEMBER 2015

2. SUMMARY OF SIGNIFICANT ACCOUNTING POLICIES (CONT'D)

2.25 Taxes

(a) *Current income tax*

Current income tax assets and liabilities for the current and prior periods are measured at the amount expected to be recovered from or paid to the taxation authorities. The tax rates and tax laws used to compute the amount are those that are enacted or substantively enacted at the end of the reporting period, in the countries where the Group operates and generates taxable income.

Current income taxes are recognised in profit or loss except to the extent that the tax relates to items recognised outside profit or loss, either in other comprehensive income or directly in equity. Management periodically evaluates positions taken in the tax returns with respect to situations in which applicable tax regulations are subject to interpretation and establishes provisions where appropriate.

(b) *Deferred tax*

Deferred tax is provided using the liability method on temporary differences at the end of the reporting period between the tax bases of assets and liabilities and their carrying amounts for financial reporting purposes.

Deferred tax liabilities are recognised for all temporary differences, except:

- where the deferred tax liability arises from the initial recognition of goodwill or of an asset or liability in a transaction that is not a business combination and, at the time of the transaction, affects neither accounting profit nor taxable profit or loss; and
- in respect of taxable temporary differences associated with investments in subsidiaries, associates and interests in joint ventures, where the timing of the reversal of the temporary differences can be controlled and it is probable that the temporary differences will not reverse in the foreseeable future.

Deferred tax assets are recognised for all deductible temporary differences, carry forward of unused tax credits and unused tax losses, to the extent that it is probable that taxable profit will be available against which the deductible temporary differences, and the carry forward of unused tax credits and unused tax losses can be utilised except:

- where the deferred tax asset relating to the deductible temporary difference arises from the initial recognition of an asset or liability in a transaction that is not a business combination and, at the time of the transaction, affects neither accounting profit nor taxable profit or loss; and
- in respect of deductible temporary differences associated with investments in subsidiaries, associates and interests in joint ventures, deferred tax assets are recognised only to the extent that it is probable that the temporary differences will reverse in the foreseeable future and taxable profit will be available against which the temporary differences can be utilised.

NOTES TO THE FINANCIAL STATEMENTS

[CONT'D]

FOR THE FINANCIAL YEAR ENDED 31 DECEMBER 2015

2. SUMMARY OF SIGNIFICANT ACCOUNTING POLICIES (CONT'D)

2.25 Taxes (cont'd)

(b) *Deferred tax (cont'd)*

The carrying amount of deferred tax assets is reviewed at the end of each reporting period and reduced to the extent that it is no longer probable that sufficient taxable profit will be available to allow all or part of the deferred tax asset to be utilised. Unrecognised deferred tax assets are reassessed at the end of each reporting period and are recognised to the extent that it has become probable that future taxable profit will allow the deferred tax asset to be recovered.

Deferred tax assets and liabilities are measured at the tax rates that are expected to apply to the year when the asset is realised or the liability is settled, based on tax rates (and tax laws) that have been enacted or substantively enacted at the end of each reporting period.

Deferred tax relating to items recognised outside profit or loss is recognised outside profit or loss. Deferred tax items are recognised in correlation to the underlying transaction either in other comprehensive income or directly in equity and deferred tax arising from a business combination is adjusted against goodwill on acquisition.

Deferred tax assets and deferred tax liabilities are offset, if a legally enforceable right exists to set off current tax assets against current income tax liabilities and the deferred taxes relate to the same taxable entity and the same taxation authority.

(c) *Sales tax*

Revenues, expenses and assets are recognised net of the amount of sales tax except:

- Where the sales tax incurred on a purchase of assets or services is not recoverable from the taxation authority, in which case the sales tax is recognised as part of the cost of acquisition of the asset or as part of the expense item as applicable; and
- Receivables and payables that are stated with the amount of sales tax included.

The net amount of sales tax recoverable from, or payable to, the taxation authority is included as part of receivables or payables on the balance sheet.

NOTES TO THE FINANCIAL STATEMENTS

[CONT'D]

FOR THE FINANCIAL YEAR ENDED 31 DECEMBER 2015

2. SUMMARY OF SIGNIFICANT ACCOUNTING POLICIES (CONT'D)

2.26 Segment reporting

For management purposes, the Group is organised into operating segments based on their products and services which are independently managed by the respective segment managers responsible for the performance of the respective segments under their charge. The segment managers report directly to the management of the Company who regularly reviews the segment results in order to allocate resources to the segments and to assess the segment performance. Additional disclosures on each of these segments are shown in Note 36, including the factors used to identify the reportable segments and the measurement basis of segment information.

2.27 Contingencies

A contingent liability is:

- (a) a possible obligation that arises from past events and whose existence will be confirmed only by the occurrence or non-occurrence of one or more uncertain future events not wholly within the control of the Company; or
- (b) a present obligation that arises from past events but is not recognised because:
 - (i) It is not probable that an outflow of resources embodying economic benefits will be required to settle the obligation; or
 - (ii) The amount of the obligation cannot be measured with sufficient reliability.

A contingent asset is a possible asset that arises from past events and whose existence will be confirmed only by the occurrence or non-occurrence of one or more uncertain future events not wholly within the control of the Group.

Contingent liabilities and assets are not recognised on the balance sheet of the Group, except for contingent liabilities assumed in a business combination that are present obligations and which the fair values can be reliably determined.

2.28 Share capital and share issuance expenses

Proceeds from issuance of ordinary shares are recognised as share capital in equity. Incremental costs directly attributable to the issuance of ordinary shares are deducted against share capital.

NOTES TO THE FINANCIAL STATEMENTS

[CONT'D]

FOR THE FINANCIAL YEAR ENDED 31 DECEMBER 2015

2. SUMMARY OF SIGNIFICANT ACCOUNTING POLICIES (CONT'D)

2.29 Related parties

A related party is defined as follows:

- (a) A person or a close member of that person's family is related to the Group and Company if that person:
 - (i) Has control or joint control over the Company;
 - (ii) Has significant influence over the Company; or
 - (iii) Is a member of the key management personnel of the Group or Company or of a parent of the Company.
- (b) An entity is related to the Group and the Company if any of the following conditions applies:
 - (i) The entity and the Company are members of the same group (which means that each parent, subsidiary and fellow subsidiary is related to the others).
 - (ii) One entity is an associate or joint venture of the other entity (or an associate or joint venture of a member of a group of which the other entity is a member).
 - (iii) Both entities are joint ventures of the same third party.
 - (iv) One entity is a joint venture of a third entity and the other entity is an associate of the third entity.
 - (v) The entity is a post-employment benefit plan for the benefit of employees of either the Company or an entity related to the Company. If the Company is itself such a plan, the sponsoring employers are also related to the Company.
 - (vi) The entity is controlled or jointly controlled by a person identified in (a).
 - (vii) A person identified in (a)(i) has significant influence over the entity or is a member of the key management personnel of the entity (or of a parent of the entity).

2.30 Government grants

Government grant shall be recognised in profit or loss on a systematic basis over the periods in which the entity recognises as expenses the related costs for which the grants are intended to compensate. Grants related to income are presented as a credit in profit or loss, under "Other income".

NOTES TO THE FINANCIAL STATEMENTS

[CONT'D]

FOR THE FINANCIAL YEAR ENDED 31 DECEMBER 2015

3. SIGNIFICANT ACCOUNTING ESTIMATES AND JUDGEMENTS

The preparation of the Group's consolidated financial statements requires management to make judgements, estimates and assumptions that affect the reported amounts of revenues, expenses, assets and liabilities, and the disclosure of contingent liabilities at the end of each reporting period. However, uncertainty about these assumptions and estimates could result in outcomes that could require a material adjustment to the carrying amount of the asset or liability affected in the future periods.

3.1 Key sources of estimation uncertainty

The key assumptions concerning the future and other key sources of estimation uncertainty at the end of each reporting period, that have a significant risk of causing a material adjustment to the carrying amounts of assets and liabilities within the next financial year are discussed below. The Group based its assumptions and estimates on parameters available when the financial statements was prepared. Existing circumstances and assumptions about future developments, however, may change due to market changes or circumstances arising beyond the control of the Group. Such changes are reflected in the assumptions when they occur.

(a) *Useful lives of property, plant and equipment*

The cost of property, plant and equipment is depreciated on a straight-line basis over the property, plant and equipment's estimated economic useful lives. Management estimates the useful lives of these assets to be within 3 to 30 years. The carrying amount of the Group's property, plant and equipment (excluding construction-in-progress) at 31 December 2015 was \$96,877,000 (2014: \$78,401,000). Changes in the expected level of usage and technological developments could impact the economic useful lives and the residual values of these assets, therefore future depreciation charges could be revised.

If the useful lives of the Group's motor launches increase or decrease by 2 years, the impact to the Group's profit before tax is not material (less than 5% of the Group's profit before tax).

(b) *Impairment of investments and financial assets*

The Group follows the guidance of FRS 39 in determining when an investment or financial asset is other than temporarily impaired. This determination requires significant judgement by the Group which evaluates, among other factors, the duration and extent to which the fair value of an investment or financial asset is less than its cost; and the financial health of and near-term business outlook for the investment or financial asset including factors such as industry and sector performance, changes in technology and operational and financing cash flows. The carrying amount of the Group's trade receivables at 31 December 2015 was \$4,634,000 (2014: \$14,503,000).

NOTES TO THE FINANCIAL STATEMENTS

[CONT'D]

FOR THE FINANCIAL YEAR ENDED 31 DECEMBER 2015

3. SIGNIFICANT ACCOUNTING ESTIMATES AND JUDGEMENTS (CONT'D)

3.1 Key sources of estimation uncertainty (cont'd)

(c) *Impairment of non-financial assets*

An impairment exists when the carrying value of an asset or cash generating unit exceeds its recoverable amount which is the higher of its fair value less costs to sell and its value in use. When value in use calculations are undertaken, management must estimate the expected future cash flows from the asset or cash-generating unit and choose a suitable discount rate in order to calculate the present value of those cash flows.

Fair value less costs to sell is estimated based on observable market prices less incremental costs of disposing the asset.

Further details of the key assumptions applied in the impairment assessment of property, plant and equipment are stated in Note 14 to the financial statements.

(d) *Taxes*

Uncertainties exist with respect to the interpretation of complex tax regulations and the amount and timing of future taxable income. Given the wide range of international business relationships and the long-term nature and complexity of existing contractual agreements, differences arising between the actual results and the assumptions made, or future changes to such assumptions, could necessitate future adjustments to tax provisions already recorded. The Group establishes provisions, based on reasonable estimates, for possible consequences of audits by the tax authorities of the respective countries in which it operates. The amount of such provisions is based on various factors, such as experience of previous tax audits and differing interpretations of tax regulations by the taxable entity and the relevant tax authority. Such differences of interpretation may arise on a wide variety of issues depending on the conditions prevailing in the respective countries.

Deferred tax assets are recognised for all unused tax losses to the extent that it is probable that taxable profit will be available against which the losses can be utilised. Significant management judgment is required to determine the amount of deferred tax assets that can be recognised, based upon the likely timing and level of future taxable profits together with future tax planning strategies.

3.2 Judgments made in applying accounting policies

(a) *Impairment of non-financial assets*

The Group assesses whether there are any indicators of impairment for all non-financial assets at each reporting date. Goodwill is tested for impairment annually and at other times when such indicators exist. Other non-financial assets are tested for impairment when there are indicators that the carrying amounts may not be recoverable. The determination of indicators of impairment requires judgment.

NOTES TO THE FINANCIAL STATEMENTS

[CONT'D]

FOR THE FINANCIAL YEAR ENDED 31 DECEMBER 2015

4. REVENUE

Revenue represents ferry and charter hire income, income from shipbuilding and income from ship repairs and maintenance, net of rebates and discounts. Intra-group transactions have been excluded from the Group's revenue.

	Group	
	2015	2014
	\$'000	\$'000
Ferry and charter hire income	23,204	27,404
Income from shipbuilding	94,181	136,454
Income from ship repairs and maintenance	2,469	988
	119,854	164,846

5. OTHER INCOME

	Group	
	2015	2014
	\$'000	\$'000
Gain on disposal of non-current assets	4,069	1,743
Gain on disposal of asset held for sale	–	1,647
Insurance claims	–	169
Scrap sales	403	566
Grant received	171	83
Settlement claim from legal case	9,663	–
Forfeiture of deposits from shipbuilding contracts	2,539	–
Others	24	96
	16,869	4,304

NOTES TO THE FINANCIAL STATEMENTS

[CONT'D]

FOR THE FINANCIAL YEAR ENDED 31 DECEMBER 2015

6. ADMINISTRATIVE EXPENSES

	Group	
	2015	2014
	\$'000	\$'000
Included in administrative expenses are the following:		
Audit fees:		
- Auditor of the Company	(199)	(192)
- Other auditors	(47)	(59)
Non-audit fees:		
- Auditor of the Company	(142)	(166)
- Other auditors	(110)	(27)
Depreciation of property, plant and equipment	(1,981)	(1,429)
Employee benefits expense (Note 9)	(13,096)	(12,817)
Legal fees	(762)	(373)
Professional fees	(181)	(133)
Property, plant and equipment written off	(59)	(1)
Operating lease expense	(705)	(527)
Water and electricity	(316)	(353)
Transportation	(216)	(187)

7. OTHER OPERATING EXPENSES

	Group	
	2015	2014
	\$'000	\$'000
Other operating expenses include:		
Depreciation of property, plant and equipment (Note 14)	(7,713)	(5,557)
Net foreign exchange loss	(1,223)	(155)
Impairment loss on property, plant and equipment (Note 14)	(370)	(184)
(Allowance)/reversal for impairment of trade receivables from continuing operations	(469)	67
Allowance for impairment of other receivables	(2)	-
Insurance expense	(984)	(879)
Net fair value gain/(loss) on derivatives	2,423	(2,422)

NOTES TO THE FINANCIAL STATEMENTS

[CONT'D]

FOR THE FINANCIAL YEAR ENDED 31 DECEMBER 2015

8. FINANCE COSTS/INTEREST INCOME

	Group	
	2015	2014
	\$'000	\$'000
Bank charges	(41)	(79)
Interest expense on term loans	(397)	–
	(438)	(79)
Interest income from short term deposits and bank balances	170	175

9. EMPLOYEE BENEFITS

	Group	
	2015	2014
	\$'000	\$'000
Wages, salaries and bonuses	(17,546)	(17,622)
Central Provident Fund contributions	(1,907)	(1,034)
Other short-term benefits	(1,967)	(1,552)
	(21,420)	(20,208)
Presented in:		
Administrative expenses (Note 6)	(13,096)	(12,817)
Cost of sales	(8,324)	(7,391)
	(21,420)	(20,208)

The above employee benefits include key management personnel compensation (other than independent director fees) as disclosed in Note 34(b).

10. PROFIT BEFORE TAX FROM CONTINUING OPERATIONS

The following items have been included in arriving at profit before tax from continuing operations:

	Group	
	2015	2014
	\$'000	\$'000
Depreciation of property, plant and equipment (Note 14)	(10,682)	(7,968)
Inventories recognised as an expense in cost of sales (Note 18)	(69,532)	(96,591)
Provision for warranty claims, net (Note 26)	(39)	(229)
Operating lease expense (Note 30(b))	(1,254)	(1,576)

NOTES TO THE FINANCIAL STATEMENTS

[CONT'D]

FOR THE FINANCIAL YEAR ENDED 31 DECEMBER 2015

11. INCOME TAX EXPENSE

Major components of income tax expense

The major components of income tax expense for the years ended 31 December 2015 and 2014 are:

	Group	
	2015	2014
	\$'000	\$'000
Consolidated income statement:		
Current tax – continuing operations:		
- Current year	(6,045)	(5,244)
- (Under)/over provision in respect of previous years	(67)	2,117
Deferred tax – continuing operations:		
- Movement in temporary differences	561	151
- (Under)/over provision in respect of previous years	(162)	1,366
Income tax expense recognised in profit or loss from continuing operations	(5,713)	(1,610)
Income tax attributable to discontinued operation (Note 12)	(1)	8
Income tax expense	(5,714)	(1,602)

Relationship between tax expense and accounting profit

A reconciliation between the tax expense and the product of accounting profit multiplied by the applicable corporate tax rate for the years ended 31 December 2015 and 2014 are as follows:

	Group	
	2015	2014
	\$'000	\$'000
Profit before tax from continuing operations	26,920	31,585
Profit before tax from discontinued operation	11	167
Profit before taxation	26,931	31,752
Tax expense at the domestic rates applicable to profits in the countries where the Group operates	(2,135)	(4,536)
Tax effect of expenses not deductible	(999)	(457)
Tax effect of income not subject to tax	543	547
(Under)/over provision in respect of prior year	(229)	3,483
Utilisation of deferred tax assets previously not recognised	80	279
Deferred tax assets not recognised	(3,549)	(1,183)
Enhanced tax deduction	376	124
Effect of partial tax exemption and tax relief	292	242
Others	(93)	(101)
Income tax expense recognised in the income statement	(5,714)	(1,602)

The above reconciliation is prepared by aggregating separate reconciliations for each national jurisdiction.

NOTES TO THE FINANCIAL STATEMENTS

[CONT'D]

FOR THE FINANCIAL YEAR ENDED 31 DECEMBER 2015

12. DISCONTINUED OPERATION

The Group's subsidiary, Soon Tian Oon Pte Ltd ("STO") which was in the bunkering business, ceased its business activities in late financial year 2013. Accordingly, the results of STO in 2015 and 2014 are presented separately on the consolidated income statement as "Profit from discontinued operation, net of tax".

Income statement disclosures

The results of STO for the years ended 31 December are as follows:

	2015 \$'000	2014 \$'000
Gain on disposal of asset held for sale	–	15
Other services and supplies	–	4
Expenses	(5)	(60)
Loss from operation	(5)	(41)
Reversal for impairment of trade receivables	16	208
Profit before tax from discontinued operation	11	167
Tax (expense)/credit		
- Current tax	(1)	4
- Deferred tax	–	4
Profit from discontinued operation, net of tax attributable to equity holders of the Company	10	175

Cash flow statement disclosures

The cash flows attributable to STO are as follows:

	2015 \$'000	2014 \$'000
Operating	1	145
Investing	–	30
Financing	–	–
Net cash inflows	1	175

NOTES TO THE FINANCIAL STATEMENTS

[CONT'D]

FOR THE FINANCIAL YEAR ENDED 31 DECEMBER 2015

12. DISCONTINUED OPERATION (CONT'D)

Statement of comprehensive income disclosures

No foreign currency translation has been recognised in other comprehensive income and accumulated in equity.

Earnings per share disclosures

	Group	
	2015	2014
Earnings per share from discontinued operation attributable to owners of the Company (cent per share)		
Basic	– *	0.03
Diluted	– *	0.03

* denotes amount less than 0.01 cents

The basic and diluted earnings per share from discontinued operation are calculated by dividing the profit from discontinued operation, net of tax, attributable to owners of the Company by the weighted average number of ordinary shares for basic earnings per share computation and weighted average number of ordinary shares for diluted earnings per share computation respectively. These profit and share data are presented in the tables in Note 13(a).

13. EARNINGS PER SHARE

(a) Continuing operations

Basic earnings per share from continuing operations are calculated by dividing profit from continuing operations, net of tax, attributable to owners of the Company by the weighted average number of ordinary shares outstanding during the financial year.

Diluted earnings per share from continuing operations are calculated by dividing profit from continuing operations, net of tax, attributable to owners of the Company (after adjusting for interest expense on convertible redeemable preference shares) by the weighted average number of ordinary shares outstanding during the financial year plus the weighted average number of ordinary shares that would be issued on the conversion of all the dilutive potential ordinary shares into ordinary shares.

NOTES TO THE FINANCIAL STATEMENTS

[CONT'D]

FOR THE FINANCIAL YEAR ENDED 31 DECEMBER 2015

13. EARNINGS PER SHARE (CONT'D)

(a) *Continuing operations (cont'd)*

The following table reflects the profit and share data used in the computation of basic and diluted earnings per share for the years ended 31 December:

	Group	
	2015	2014
	\$'000	\$'000
Profit for the year attributable to owners of the Company	21,217	30,150
(Less): Profit from discontinued operation, net of tax, attributable to owners of the Company	(10)	(175)
Profit from continuing operations, net of tax, attributable to owners of the Company used in the computation of basic and diluted earnings per share from continuing operations	21,207	29,975
Weighted average number of ordinary shares for basic and diluted earnings per share computation	660,518	660,518

There were no transactions involving ordinary shares or potential ordinary shares during the year and since the reporting date to the completion of these financial statements.

(b) *Earnings per share computation*

The basic and diluted earnings per share are calculated by dividing the profit for the year attributable to owners of the Company by the weighted average number of ordinary shares for basic earnings per share computation and weighted average number of ordinary shares for diluted earnings per share computation respectively. These profit and share data are presented in the tables in Note 13 (a) above.

NOTES TO THE FINANCIAL STATEMENTS

[CONT'D]

FOR THE FINANCIAL YEAR ENDED 31 DECEMBER 2015

14. PROPERTY, PLANT AND EQUIPMENT

Group	Barges \$'000	Leasehold buildings \$'000	Motor launches \$'000	Machinery and equipment \$'000	Office equipment \$'000	Motor vehicles \$'000	Construction in progress \$'000	Deferred drydocking expenditure \$'000	Property, plant and equipment \$'000
Cost									
At 1 January 2014	1,385	18,910	72,358	11,142	4,247	515	10,275	2,503	121,335
Additions	–	2,224	6,903	2,408	756	42	6,965	2,181	21,479
Transfer	–	1,609	10,690	–	–	–	(12,299)	–	–
Disposals	–	–	(3,501)	–	(29)	(11)	–	(96)	(3,637)
Reclassification	–	–	–	73	–	–	–	(73)	–
Written off	–	–	–	(2)	(14)	–	–	–	(16)
Net exchange difference	5	162	851	17	4	1	479	–	1,519
At 31 December 2014 and 1 January 2015	1,390	22,905	87,301	13,638	4,964	547	5,420	4,515	140,680
Additions	–	2,334	29,314	1,002	421	54	9,923	148	43,196
Transfer	–	1,980	4,509	(1,122)	–	–	(5,367)	–	–
Disposals	–	–	(10,712)	(79)	(6)	(53)	–	(149)	(10,999)
Written off	–	–	–	–	(71)	–	–	(1,084)	(1,155)
Net exchange difference	(5)	(257)	744	(17)	(7)	(2)	(53)	(4)	399
At 31 December 2015	1,385	26,962	111,156	13,422	5,301	546	9,923	3,426	172,121

NOTES TO THE FINANCIAL STATEMENTS

[CONT'D]

FOR THE FINANCIAL YEAR ENDED 31 DECEMBER 2015

14. PROPERTY, PLANT AND EQUIPMENT (CONT'D)

Group (cont'd)	Barges \$'000	Leasehold buildings \$'000	Motor launches \$'000	Machinery and equipment \$'000	Office equipment \$'000	Motor vehicles \$'000	Construction in progress \$'000	Deferred drydocking expenditure \$'000	Property, plant and equipment \$'000
Accumulated depreciation and impairment loss									
At 1 January 2014	499	7,547	29,333	7,429	2,901	492	–	1,050	49,251
Charge for the year	46	973	5,122	389	439	17	–	982	7,968
Disposals	–	–	(575)	–	(15)	(11)	–	(32)	(633)
Impairment loss for the year	–	–	184	–	–	–	–	–	184
Written off	–	–	–	(1)	(14)	–	–	–	(15)
Net exchange difference	–	(3)	108	(1)	–	–	–	–	104
At 31 December 2014 and 1 January 2015	545	8,517	34,172	7,816	3,311	498	–	2,000	56,859
Charge for the year	28	1,431	7,141	544	534	16	–	988	10,682
Disposals	–	–	(1,223)	(58)	(4)	(53)	–	(60)	(1,398)
Impairment loss for the year	–	–	370	–	–	–	–	–	370
Written off	–	–	–	–	(12)	–	–	(1,084)	(1,096)
Net exchange difference	–	–	125	(219)	–	–	–	(2)	(96)
At 31 December 2015	573	9,948	40,585	8,083	3,829	461	–	1,842	65,321
Net carrying amount									
At 31 December 2014	845	14,388	53,129	5,822	1,653	49	5,420	2,515	83,821
At 31 December 2015	812	17,014	70,571	5,339	1,472	85	9,923	1,584	106,800

NOTES TO THE FINANCIAL STATEMENTS

[CONT'D]

FOR THE FINANCIAL YEAR ENDED 31 DECEMBER 2015

14. PROPERTY, PLANT AND EQUIPMENT (CONT'D)

Company	Leasehold buildings \$'000	Motor launches \$'000	Machinery and equipment \$'000	Office equipment \$'000	Motor vehicles \$'000	Deferred drydocking expenditure \$'000	Property, plant and equipment \$'000
Cost							
At 1 January 2014	11,553	23,298	500	2,046	147	904	38,448
Additions	1,700	–	768	228	–	1,393	4,089
Disposals	–	–	–	(35)	–	–	(35)
At 31 December 2014 and 1 January 2015	13,253	23,298	1,268	2,239	147	2,297	42,502
Additions	76	–	8	282	–	–	366
Written off	–	–	–	(71)	–	(713)	(784)
At 31 December 2015	13,329	23,298	1,276	2,450	147	1,584	42,084
Accumulated depreciation and impairment loss							
At 1 January 2014	6,048	14,430	21	955	141	580	22,175
Charge for the year	489	986	109	259	6	401	2,250
Disposals	–	–	–	(18)	–	–	(18)
Impairment loss for the year	–	184	–	–	–	–	184
At 31 December 2014 and 1 January 2015	6,537	15,600	130	1,196	147	981	24,591
Charge for the year	793	2,303	134	323	–	424	3,977
Written off	–	–	–	(12)	–	(713)	(725)
At 31 December 2015	7,330	17,903	264	1,507	147	692	27,843
Net carrying amount							
At 31 December 2014	6,716	7,698	1,138	1,043	–	1,316	17,911
At 31 December 2015	5,999	5,395	1,012	943	–	892	14,241

NOTES TO THE FINANCIAL STATEMENTS

[CONT'D]

FOR THE FINANCIAL YEAR ENDED 31 DECEMBER 2015

14. PROPERTY, PLANT AND EQUIPMENT (CONT'D)

Asset under construction

The Group's property, plant and equipment include \$9,923,000 (2014: \$5,420,000) which relates to expenditure for motor launches (2014: motor launches and workshop) in the course of construction.

Assets pledged as security

Net book value of property, plant and equipment pledged to secure banking facilities are as follows:

	Group		Company	
	2015 \$'000	2014 \$'000	2015 \$'000	2014 \$'000
Motor launches	26,770	16,078	5,392	6,658

Impairment of assets

During the year, the Group and the Company carried out a review of the recoverable amount of certain motor launches which were underutilised.

Impairment losses amounting to \$370,000 (2014: \$184,000) from continuing operations in relation to a motor launch (2014: a motor launch) have been recognised in "other operating expenses" line item of the consolidated income statement. The recoverable amount of a motor launch from continuing operations in 2015 was based on management's estimate of its fair value less costs to sell.

NOTES TO THE FINANCIAL STATEMENTS

[CONT'D]

FOR THE FINANCIAL YEAR ENDED 31 DECEMBER 2015

14. PROPERTY, PLANT AND EQUIPMENT (CONT'D)

Changes in estimates

In current year, the Group conducted an operational efficiency review on its fleet of ferries included in the Group's motor launches. The Group revised the estimated useful lives of the ferries from twenty to fifteen years. The revision in estimate was applied on a prospective basis from 1 January 2015. The effect of the above revision on depreciation charge in current and future periods is as follows:

	2015 \$'000	2016 \$'000	2017 \$'000
Increase in depreciation expense	1,425	222	222

15. INVESTMENT IN SUBSIDIARIES

	Company 2015 \$'000	2014 \$'000
Unquoted equity shares, at cost	32,476	32,476
Impairment losses	(6,941)	(6,754)
Total investment in subsidiaries	25,535	25,722

Analysis of movement in impairment losses of investment in subsidiaries:

At beginning of year	6,754	6,754
Allowance for impairment loss	187	–
At end of year	6,941	6,754

NOTES TO THE FINANCIAL STATEMENTS

[CONT'D]

FOR THE FINANCIAL YEAR ENDED 31 DECEMBER 2015

15. INVESTMENT IN SUBSIDIARIES (CONT'D)

Name	Principal activities	Country of incorporation	Ownership interest held by the Company		Cost of investment	
			2015	2014	2015	2014
			%	%	\$'000	\$'000
Held by the Company						
Penguin Shipyard International Pte Ltd ⁽¹⁾	Builders of Flex crewboats, passenger ferries and launches and provision of related repairs and maintenance services	Singapore	100	100	5,000	5,000
Penguin Shipyard Asia Pte Ltd ⁽¹⁾	Builders of Flex crewboats, passenger ferries and launches	Singapore	100	100	2,000	2,000
Pelican Offshore Services Pte Ltd ⁽¹⁾	Management and operation of Flex crewboats and fast supply intervention vessels	Singapore	100	100	18,435	18,435
POS Gallant Pte Ltd ⁽¹⁾	Dormant	Singapore	100	100	100	100
Pelican Offshore Worldwide Pte Ltd ⁽¹⁾	Investment holding	Singapore	100	100	100	100
Penguin Marine Services Pte Ltd ⁽¹⁾	Provision of project management services	Singapore	100	100	500	500
Pelican Ship Management Servies Pte Ltd ⁽¹⁾	Provision of ship management services	Singapore	100	100	1,107	1,107
Soon Tian Oon Pte Ltd ⁽¹⁾	Dormant	Singapore	100	100	231	231
Penguin Marine Offshore Services Pte Ltd ⁽¹⁾	Dormant	Singapore	100	100	5,003	5,003
					32,476	32,476

NOTES TO THE FINANCIAL STATEMENTS

[CONT'D]

FOR THE FINANCIAL YEAR ENDED 31 DECEMBER 2015

15. INVESTMENT IN SUBSIDIARIES (CONT'D)

Name	Principal activities	Country of incorporation	Ownership interest held by subsidiaries	
			2015 %	2014 %
Held through subsidiaries				
PKS Shipyard Pte Ltd ⁽¹⁾	Investment holding	Singapore	100	100
PT Kim Seah Shipyard Indonesia ⁽²⁾	Builders of Flex crewboats, passenger ferries and launches and provision of related repairs and maintenance services	Indonesia	100	100
POS Grace Pte Ltd ⁽¹⁾	Management and operation of Flex crewboats	Singapore	100	100
Pelican Offshore Malaysia Corp ^{(2) (3)}	Management and operation of Flex crewboats	Malaysia	49	49
Flex Fleet Sdn Bhd ⁽²⁾	Management and operation of Flex crewboats	Malaysia	100	100
POS Victory Pte Ltd ⁽¹⁾	Management and operation of fast supply intervention	Singapore	100	100
POS Bold Pte Ltd ⁽¹⁾	Management and operation of Flex crewboats	Singapore	100	100
POS Brave Pte Ltd ⁽¹⁾	Dormant	Singapore	100	100
POS Glow Pte Ltd ⁽¹⁾	Management and operation of Flex crewboats	Singapore	100	100
POS Bless Pte Ltd ⁽⁴⁾	Dormant	Singapore	100	100
Penguin Transporter Pte Ltd ⁽¹⁾	Management and operation of Landing Craft	Singapore	100	100

⁽¹⁾ Audited by Ernst & Young LLP, Singapore.

⁽²⁾ Audited by a member firm of Ernst & Young Global.

⁽³⁾ The Group consolidates 100% of the results of Pelican Offshore Malaysia Corp ("POMC") as it controls and has beneficial interest in all of POMC's results and operations.

⁽⁴⁾ Not required to be audited under the law of country of incorporation

NOTES TO THE FINANCIAL STATEMENTS

[CONT'D]

FOR THE FINANCIAL YEAR ENDED 31 DECEMBER 2015

16. OTHER INVESTMENTS

	Group		Company	
	2015 \$'000	2014 \$'000	2015 \$'000	2014 \$'000
Unquoted equity shares	287	287	287	287
Impairment losses	(287)	(287)	(287)	(287)
	–	–	–	–
Movement of impairment losses:				
1 January	287	292	287	292
Disposal of quoted equity shares	–	(5)	–	(5)
31 December	287	287	287	287

17. INTANGIBLE ASSET

	Goodwill \$'000
Group	
Cost	
At 1 January 2014, 31 December 2014, 1 January 2015 and 31 December 2015	291
Accumulated impairment loss	
At 1 January 2014, 31 December 2014, 1 January 2015 and 31 December 2015	(213)
Net carrying amount	
At 31 December 2014 and 31 December 2015	78

Goodwill on consolidation arose from the acquisition of PT Kim Seah Shipyard Indonesia during the financial year ended 31 December 2006. The goodwill amount was determined based on the fair value of the net assets acquired less the purchase consideration paid on the date of purchase. The goodwill has been allocated to PT Kim Seah Shipyard Indonesia as a cash generating unit (CGU) for impairment testing.

No impairment loss for goodwill was assessed to be required for the financial year ended 31 December 2015 as the recoverable amount (represented by the market value of the property owned by PT Kim Seah Shipyard) was in excess of the carrying value of goodwill.

NOTES TO THE FINANCIAL STATEMENTS

[CONT'D]

FOR THE FINANCIAL YEAR ENDED 31 DECEMBER 2015

18. INVENTORIES

	Group	
	2015	2014
	\$'000	\$'000
Balance sheet:		
Finished goods (at cost)	31,986	–
Parts and spares (at lower of cost or net realisable value)	317	347
Repairs and maintenance work-in-progress (at cost)	49	4
Shipbuilding work-in-progress (at cost)	21,075	56,426
	53,427	56,777
Income statement:		
Inventories recognised as an expense in cost of sales (Note10)	69,532	96,591

19. TRADE RECEIVABLES

	Group		Company	
	2015	2014	2015	2014
	\$'000	\$'000	\$'000	\$'000
Trade receivables	6,493	15,733	1,579	2,493
Allowance for impairment	(1,859)	(1,230)	–	–
	4,634	14,503	1,579	2,493

Trade receivables are non-interest bearing and are generally on 30 days' terms. They are recognised at their original invoice amounts which represent their fair values on initial recognition.

Included in trade receivables are amounts denominated in the following foreign currencies:

	Group		Company	
	2015	2014	2015	2014
	\$'000	\$'000	\$'000	\$'000
United States Dollar	1,625	8,474	679	258
Malaysia Ringgit	1,893	373	–	–

NOTES TO THE FINANCIAL STATEMENTS

[CONT'D]

FOR THE FINANCIAL YEAR ENDED 31 DECEMBER 2015

19. TRADE RECEIVABLES (CONT'D)

Receivables that are past due but not impaired

The Group has trade receivables amounting to \$2,934,000 (2014: \$9,087,000) that are past due at the end of the reporting period but not impaired. These receivables are unsecured except for balances from customers amounting to \$1,443,000 (2014: \$1,492,000) which were secured by banker's guarantees and the analysis of their aging at the end of the reporting period is as follows:

	Group	
	2015	2014
	\$'000	\$'000
Less than 30 days	1,173	7,146
30 to 60 days	383	687
61 to 90 days	530	695
More than 90 days	848	559
	2,934	9,087

Receivables that are impaired

The Group's trade receivables that are impaired at the end of the reporting period and the movement of the allowance account used to record the impairment is as follows:

	Group	
	Individually impaired	
	2015	2014
	\$'000	\$'000
Trade receivables	1,859	1,230
Less: Allowance for impairment	(1,859)	(1,230)
	–	–
Movement in allowance account:		
At 1 January	1,230	2,209
Reversal of over provision in prior years	(16)	(418)
Charge to the profit and loss account	469	143
Written off	–	(806)
Exchange difference	176	102
At 31 December	1,859	1,230

NOTES TO THE FINANCIAL STATEMENTS

[CONT'D]

FOR THE FINANCIAL YEAR ENDED 31 DECEMBER 2015

19. TRADE RECEIVABLES (CONT'D)

Trade receivables that are individually determined to be impaired at the end of the reporting period relate to debtors that are in significant financial difficulties and have defaulted on payments. These receivables are not secured by any collateral or credit enhancements.

20. OTHER RECEIVABLES AND DEPOSITS

	Group		Company	
	2015	2014	2015	2014
	\$'000	\$'000	\$'000	\$'000
Financial assets				
Other receivables	934	964	15	15
Deposits	293	244	75	88
Insurance claims	215	225	7	12
	1,442	1,433	97	115
Non-financial assets				
Advance payments and deposits	1,034	7,603	–	–
	1,034	7,603	–	–
Total other receivables and deposits	2,476	9,036	97	115

Included in other receivables and deposits are amounts denominated in the following foreign currencies:

	Group		Company	
	2015	2014	2015	2014
	\$'000	\$'000	\$'000	\$'000
Indonesian Rupiah	161	1	–	–
United States Dollar	427	1,076	–	–
Malaysia Ringgit	32	6	–	–

NOTES TO THE FINANCIAL STATEMENTS

[CONT'D]

FOR THE FINANCIAL YEAR ENDED 31 DECEMBER 2015

21. LOANS TO SUBSIDIARIES / DEPOSITS FROM SUBSIDIARIES

	Company	
	2015	2014
	\$'000	\$'000
Loan to a subsidiary (non-current)	61,913	–
Loans to subsidiaries (current)	6,870	56,535
Deposits from subsidiaries (current)	23,226	19,890

The loan to a subsidiary (non-current) has been designated by the Company as part of the net investment in the subsidiary. The amount is unsecured, bear interest of 2.07% to 2.52% (2014: Nil) per annum, has no repayment terms and is repayable only when the cash flows of the subsidiary permit.

Loans to subsidiaries (current) are unsecured, bear interest of 2.07% to 2.52% (2014: 1.84% to 1.92%) per annum and are repayable on demand. Included in loans to subsidiaries is \$71,000 (2014: \$66,000) denominated in United States Dollar.

Loans to subsidiaries (current) are stated after deducting an allowance for impairment of \$31,566,000 (2014: \$28,909,000).

	Company	
	2015	2014
	\$'000	\$'000
Movement in allowance account:		
At 1 January	28,909	27,701
Charge to the profit and loss account	2,035	3,150
Reversal of over provision in prior years	(180)	(2,411)
Exchange difference	802	469
At 31 December	31,566	28,909

Deposits from subsidiaries are unsecured, bear interest of 0.57% to 1.29% (2014: 0.64% to 0.99%) per annum and are repayable on demand. Included in deposits from subsidiaries of the Company is \$4,895,000 (2014: \$3,492,000) denominated in United States Dollar.

NOTES TO THE FINANCIAL STATEMENTS

[CONT'D]

FOR THE FINANCIAL YEAR ENDED 31 DECEMBER 2015

22. DERIVATIVES

	Group					
	2015			2014		
	Contract/ notional amount \$'000	Assets \$'000	Liabilities \$'000	Contract/ notional amount \$'000	Assets \$'000	Liabilities \$'000
Forward currency contracts	–	–	–	59,431	2	2,425
Total derivatives		–	–		2	2,425

Forward currency contracts are used to hedge foreign currency risk arising from the Group's sales denominated in USD of which firm commitments existed at the end of the reporting period.

In the previous year, the Company's derivative liability pertained to forward currency contracts with notional amounts of \$2,000,000 which expired during the year.

23. CASH AND BANK BALANCES

	Group		Company	
	2015 \$'000	2014 \$'000	2015 \$'000	2014 \$'000
Cash and bank balances	10,017	35,604	2,183	4,912
Fixed deposits	27,280	1,769	27,280	1,769
	37,297	37,373	29,463	6,681

Included in cash and fixed deposits are amounts denominated in the following foreign currencies:

	Group		Company	
	2015 \$'000	2014 \$'000	2015 \$'000	2014 \$'000
United States Dollar	3,171	13,462	1,728	442
Indonesian Rupiah	1,049	329	2	2
Euro	694	6,015	–	–
Malaysia Ringgit	644	183	–	–

Cash at banks earns interest at floating rates based on daily bank deposit rates. Fixed deposits are made for varying periods of between 1 week and 6 months (2014: 1 week and 6 months), mostly less than 3 months depending on the immediate cash requirements of the Group and the Company, and earn interest at the respective short-term deposit rates.

NOTES TO THE FINANCIAL STATEMENTS

[CONT'D]

FOR THE FINANCIAL YEAR ENDED 31 DECEMBER 2015

23. CASH AND BANK BALANCES (CONT'D)

Bank balances of \$288,000 (2014: \$NIL) are pledged with licensed banks for banking facilities granted to the Group.

For the purpose of the consolidated cash flow statement, cash and cash equivalents comprise the following as at 31 December:

	Group	
	2015	2014
	\$'000	\$'000
Cash and bank balances		
- Continuing operations (excluding pledged bank balances)	9,723	35,530
- Discontinued operation	6	74
	9,729	35,604
Fixed deposits	27,280	1,769
Cash and cash equivalents	37,009	37,373

24. TRADE PAYABLES

Trade payables are non-interest bearing and are normally settled on 60-day terms.

Included in trade payables are amounts denominated in the following foreign currencies:

	Group		Company	
	2015	2014	2015	2014
	\$'000	\$'000	\$'000	\$'000
Euro	470	1,524	-	-
United States Dollar	567	737	-	-
Indonesian Rupiah	2,877	231	-	-
Australia Dollar	8	-	-	-
Sterling Pound	182	-	-	-
Malaysia Ringgit	91	109	-	-
Others	-	11	-	-

NOTES TO THE FINANCIAL STATEMENTS

[CONT'D]

FOR THE FINANCIAL YEAR ENDED 31 DECEMBER 2015

25. OTHER PAYABLES AND ACCRUALS

	Group		Company	
	2015 \$'000	2014 \$'000	2015 \$'000	2014 \$'000
Financial liabilities				
Accrued operating expenses	12,685	21,971	2,972	3,436
Advance payments and deposits received (refundable)	1,015	2,001	792	404
Advance billings	735	604	59	–
Other payables	593	819	168	70
	15,028	25,395	3,991	3,910
Non-financial liabilities				
Advance payments and deposits received (non-refundable)	1,806	10,846	10	–
	1,806	10,846	10	–
Total other payables and accruals	16,834	36,241	4,001	3,910

Included in other payables and accruals are amounts denominated in the following foreign currencies:

	Group		Company	
	2015 \$'000	2014 \$'000	2015 \$'000	2014 \$'000
Indonesian Rupiah	1,200	625	–	–
United States Dollar	3,366	6,798	912	300
Malaysia Ringgit	1,199	569	–	–
Euro	92	449	–	–
Others	15	9	16	–

NOTES TO THE FINANCIAL STATEMENTS

[CONT'D]

FOR THE FINANCIAL YEAR ENDED 31 DECEMBER 2015

26. PROVISIONS

	Group		Company	
	2015 \$'000	2014 \$'000	2015 \$'000	2014 \$'000
<u>Current:</u>				
Provision for warranty claims	188	440	–	–
<u>Non-current:</u>				
Provision for restoration cost	104	104	104	104

Movement in provision for warranty claims during the year are as follows:

	Group	
	2015 \$'000	2014 \$'000
At beginning of the year	440	227
Additions during the year	240	450
Reversal during the year	(201)	(221)
Utilised during the year	(291)	(16)
	188	440

The provision for warranty claims is in relation to shipbuilding contracts. The amount for warranty claim is estimated by management based on past experience and expectations of the costs of possible repairs and rectifications.

The provision for restoration cost is recognised for expected cost required to be incurred to reinstate the leased land from Jurong Town Corporation to the original condition upon expiry of the lease in 2020. The provision is based on recent quotations from contractors. Management is of the view that the current provision is adequate to cover the cost of reinstatement.

NOTES TO THE FINANCIAL STATEMENTS

[CONT'D]

FOR THE FINANCIAL YEAR ENDED 31 DECEMBER 2015

27. DUE TO CUSTOMERS FOR CONTRACT WORK-IN-PROGRESS

	Group	
	2015 \$'000	2014 \$'000
Contract costs incurred to-date	1,831	50
Recognised profits less recognised losses to-date	37	–
	1,868	50
Less: Progress billings and advances	(4,190)	(1,187)
	(2,322)	(1,137)
Presented as:		
Due to customers for contract work-in-progress	(2,322)	(1,137)
	(2,322)	(1,137)
Advances received included in amounts due to customers for contract work-in-progress	4,190	1,187

28. DEFERRED REVENUE

	Group		Company	
	2015 \$'000	2014 \$'000	2015 \$'000	2014 \$'000
Ferry tickets billed in advance	188	207	188	207

NOTES TO THE FINANCIAL STATEMENTS

[CONT'D]

FOR THE FINANCIAL YEAR ENDED 31 DECEMBER 2015

29. TERM LOANS

	Group	
	2015	2014
	\$'000	\$'000
Current:		
Bank loan I	1,000	–
Bank loan II	1,000	–
Bank loan III	1,360	–
	3,360	–
Non-current:		
Bank loan I	3,083	–
Bank loan II	2,250	–
Bank loan III	4,647	–
	9,980	–
Total bank loans	13,340	–

Bank loan I

This loan bears interest of 3.10% to 3.52% (2014: NIL).

Bank loan II

This loan bears interest of 3.18% to 3.90% (2014: NIL).

Bank loan III

This loan bears interest of 3.43% to 4.06% (2014: NIL).

The Group's loans from the banks are secured by way of:

- first mortgage over motor launches of subsidiaries;
- an assignment of charter earnings in respect of mortgaged motor launches;
- an assignment of insurance policies in respect of mortgaged motor launches; and
- corporate guarantee by the Company.

NOTES TO THE FINANCIAL STATEMENTS

[CONT'D]

FOR THE FINANCIAL YEAR ENDED 31 DECEMBER 2015

30. COMMITMENTS

(a) Capital commitments

Capital expenditure contracted for as at the end of the reporting period but not recognised in the financial statements are as follows:

	Group		Company	
	2015	2014	2015	2014
	\$'000	\$'000	\$'000	\$'000
Capital commitments in respect of shipbuilding costs	11,439	25,697	–	–
Capital commitments in respect of property, plant and equipment	3,987	4,219	–	–

(b) Non-cancellable operating lease commitments – as lessee

The Group and the Company entered into commercial leases for office premises. These leases have an average life of between 1 and 30 years with no escalation clauses included in the contracts. There are no restrictions placed upon the Group or the Company by entering into these leases. Operating lease payments including ad-hoc lease payments recognised as an expense in profit or loss during the year amounted to \$1,243,000 (2014: \$1,576,000).

Future minimum lease payments payable under non-cancellable operating leases as at end of the reporting period are as follows:

	Group		Company	
	2015	2014	2015	2014
	\$'000	\$'000	\$'000	\$'000
Future minimum lease				
- not later than 1 year	922	809	468	429
- later than 1 year but not later than 5 years	1,938	1,664	1,764	1,560
- later than 5 years	1,255	1,426	1,255	1,426
	4,115	3,899	3,487	3,415

NOTES TO THE FINANCIAL STATEMENTS

[CONT'D]

FOR THE FINANCIAL YEAR ENDED 31 DECEMBER 2015

30. COMMITMENTS (CONT'D)

(c) *Non-cancellable operating lease commitments – as lessor*

The Group has entered into charter contracts on its motor launches. The non-cancellable leases have remaining lease terms of less than 1 year (2014: less than 2 years).

Future minimum lease payments receivable under non-cancellable operating leases as at end of the reporting period are as follows:

	Group	
	2015	2014
	\$'000	\$'000
Future minimum lease		
- not later than 1 year	2,962	2,947
- later than 1 year but not later than 5 years	–	550
	2,962	3,479

(d) *Continuing financial support*

The Company has undertaken to provide continuing financial support to fourteen (2014: fourteen subsidiaries) of its subsidiaries to enable them to operate as going concern and to meet their obligations for at least 12 months from the date of their respective directors' report relating to the 31 December 2015 financial statements. The subsidiaries are Penguin Marine Offshore Services Pte Ltd, Penguin Marine Services Pte Ltd, PKS Shipyard Pte Ltd, Pelican Ship Management Services Pte Ltd, POS Gallant Pte Ltd, Pelican Offshore Worldwide Pte Ltd, Pelican Offshore Malaysia Corp, Flex Fleet Sdn Bhd, POS Grace Pte Ltd, POS Glow Pte Ltd, POS Victory Pte Ltd, Penguin Transporter Pte Ltd, POS Brave Pte Ltd and POS Bless Pte Ltd.

NOTES TO THE FINANCIAL STATEMENTS

[CONT'D]

FOR THE FINANCIAL YEAR ENDED 31 DECEMBER 2015

31. DEFERRED TAX LIABILITIES

	Group				Company	
	Consolidated balance sheet		Consolidated income statement		Balance sheet	
	2015	2014	2015	2014	2015	2014
	\$'000	\$'000	\$'000	\$'000	\$'000	\$'000
Deferred tax liabilities						
Differences in depreciation	(4,042)	(4,796)	754	1,574	(1,713)	(2,205)
Asset revaluation reserve	(96)	(96)	–	–	–	–
Unabsorbed capital allowance and unutilised tax losses carried forward	–	355	(355)	(53)	–	143
	(4,138)	(4,537)	399	1,521	(1,713)	(2,062)

During the year, four subsidiaries (2014: the Company and six subsidiaries) transferred \$2,916,328 (2014: \$6,879,345) of their current year tax losses and capital allowances to be deducted against the assessable income of three subsidiaries (2014: five subsidiaries) pursuant to the Group Relief Scheme, subject to compliance with the relevant rules and procedures and agreement of the Inland Revenue Authority of Singapore. The tax savings arising from the application of Group Relief amounted to approximately \$495,776 (2014: \$1,169,489).

At the balance sheet date, the Group has unutilised tax losses of approximately \$13,401,942 (2014: \$4,294,416) that are available for offset against future taxable profits of the companies in which the losses arose, for which no deferred tax asset is recognised due to uncertainty of its recoverability. The use of these tax losses is subject to the agreement of the tax authorities and compliance with certain provisions of the tax legislation of the respective countries in which the companies operate.

Tax consequences of proposed dividends

There are no income tax consequences attached to the dividends to the shareholders proposed by the Company but not recognised as a liability in the financial statements (Note 37).

NOTES TO THE FINANCIAL STATEMENTS

[CONT'D]

FOR THE FINANCIAL YEAR ENDED 31 DECEMBER 2015

32. SHARE CAPITAL

	2015 No. of shares '000	Group and Company		2014 No. of shares '000	\$'000
		\$'000			
Ordinary shares Issued and fully paid					
Balance at 1 January and 31 December	660,518	94,943	660,518		94,943

The holders of ordinary shares are entitled to receive dividends as and when declared by the Company. All ordinary shares which have no par value carry one vote per share without restrictions.

33. OTHER RESERVES

	Group	
	2015 \$'000	2014 \$'000
Asset revaluation reserve	566	566
Foreign currency translation reserve	(7,336)	(5,988)
	(6,770)	(5,422)

(a) Asset revaluation reserve

The asset revaluation reserve represents increases in the fair value of motor launches, net of tax prior to 2009, and decreases to the extent that such decrease relates to an increase on the same asset previously recognised in other comprehensive income.

	Group	
	2015 \$'000	2014 \$'000
At 1 January and 31 December	566	566

The Group changed its accounting policy for property, plant and equipment from revaluation model to cost model in 2009.

NOTES TO THE FINANCIAL STATEMENTS

[CONT'D]

FOR THE FINANCIAL YEAR ENDED 31 DECEMBER 2015

33. OTHER RESERVES (CONT'D)

(b) Foreign currency translation reserve

The foreign currency translation reserve records exchange differences arising from the translation of the financial statements of foreign operations whose functional currencies are different from that of the Group's presentation currency. It also includes the effect of exchange differences arising on monetary items that form part of the Group's net investment in foreign operations.

	Group	
	2015	2014
	\$'000	\$'000
At 1 January	(5,988)	(6,310)
Net effect of exchange differences arising on quasi capital non-trade amount due from subsidiaries	(924)	–
Net effect of exchange differences arising from translation of financial statements of foreign operations	(424)	322
At 31 December	(7,336)	(5,988)

34. RELATED PARTY TRANSACTIONS

(a) Sale and purchase of goods and services

In addition to related party information disclosed elsewhere in the financial statements, the following significant transactions between the Group and related parties took place at terms agreed between the parties during the financial year:

	Related party		Subsidiaries	
	2015	2014	2015	2014
	\$'000	\$'000	\$'000	\$'000
Income				
Charter hire fee income	6	–	1,862	2,039
Commission income	–	–	331	366
Management fee income	–	–	3,930	4,010
Interest income	–	–	1,575	991
Rental income	1	1	716	378
Sales of inventory	–	–	2	7
Expense				
Project management cost	–	–	(6,621)	(7,329)
Interest expense	–	–	(180)	(171)
Ship management expense	–	–	(146)	(212)
Ship repair cost	–	–	(138)	(549)
Others				
Proceeds from disposal of fixed assets	–	–	–	3

NOTES TO THE FINANCIAL STATEMENTS

[CONT'D]

FOR THE FINANCIAL YEAR ENDED 31 DECEMBER 2015

34. RELATED PARTY TRANSACTIONS (CONT'D)

(b) Compensation of key management personnel

	Company	
	2015	2014
	\$'000	\$'000
Short-term employee benefits	3,653	4,438
Central Provident Fund contributions	166	162
	3,819	4,600
Comprise amounts paid to:		
Directors fees	185	224
Directors of the Company	1,805	2,161
Other key management personnel	1,829	2,215
	3,819	4,600

The remuneration of key management personnel is determined by the remuneration committee having regard to the performance of individuals and market trends.

35. GUARANTEES

- (a) The Group and Company had outstanding bank guarantees amounting to approximately \$151,207 (2014: \$302,413) and \$151,207 (2014: \$302,413) respectively, in respect of the performance of charter-hire.
- (b) The Company has provided corporate guarantees amounting to \$31,712,000 (2014: \$12,912,000) to banks in respect of loan and other banking facilities undertaken by subsidiaries of which the outstanding balances amounted to \$13,340,000 (2014: Nil).

NOTES TO THE FINANCIAL STATEMENTS

[CONT'D]

FOR THE FINANCIAL YEAR ENDED 31 DECEMBER 2015

36. SEGMENT INFORMATION

For management purposes, the Group is organised into business units based on their products and services, and has three reportable operating segments as follows:

- (a) The ferry and charter services segment provides ferry services and chartering of motor launches.
- (b) The shipbuilding and repair segment act as a builder of high speed aluminium commercial vessels and supplier of related repairs and maintenance services.
- (c) The discontinued operation, Soon Tian Oon Pte Ltd ("STO") was previously classified under "Bunkering" segment, which acts as a distributor and dealer of petroleum products.

Except as indicated above, no operating results have been aggregated to form the above reportable operating segments.

Management monitors the operating results of its business units separately for the purpose of making decisions about resource allocation and performance assessment. Segment performance is evaluated based on operating profit or loss which in certain respects, as explained in the table below, is measured differently from operating profit or loss in the consolidated financial statements. Group financing (including finance costs) and income taxes are managed on a group basis and are not allocated to operating segments.

Transfer prices between operating segments are in a manner similar to transactions with third parties.

NOTES TO THE FINANCIAL STATEMENTS

[CONT'D]

FOR THE FINANCIAL YEAR ENDED 31 DECEMBER 2015

36. SEGMENT INFORMATION (CONT'D)

	Ferry and charter services		Shipbuilding and repair		Discontinued operation		Adjustments and eliminations		Notes	Total	
	2015	2014	2015	2014	2015	2014	2015	2014		2015	2014
	\$'000	\$'000	\$'000	\$'000	\$'000	\$'000	\$'000	\$'000		\$'000	\$'000
Revenue:											
Sales to external customers	23,204	27,404	96,650	137,442	–	–	–	–		119,854	164,846
Inter-segment sales	–	–	41,049	21,846	–	–	(41,049)	(21,846)	B	–	–
Total revenue	23,204	27,404	137,699	159,288	–	–	(41,049)	(21,846)		119,854	164,846
Results:											
Interest income	193	139	100	101	–	–	(123)	(65)	C	170	175
Dividend income	30,000	2,500	–	–	–	–	(30,000)	(2,500)	C	–	–
Depreciation	8,608	6,519	1,281	960	–	–	793	489	C	10,682	7,968
Impairment of property, plant and equipment	370	184	–	–	–	–	–	–		370	184
Financial expenses	459	108	102	36	–	–	(123)	(65)	C	438	79
Other non-cash expenses	1,086	117	2	1	(16)	(208)	(171)	208	A, D	901	118
Segment profit/(loss)	33,537	8,486	31,877	29,887	11	167	(38,505)	(6,955)	E	26,920	31,585

NOTES TO THE FINANCIAL STATEMENTS

[CONT'D]

FOR THE FINANCIAL YEAR ENDED 31 DECEMBER 2015

36. SEGMENT INFORMATION (CONT'D)

The following table presents assets, liabilities and other segment information regarding the Group's business segments for the years ended 31 December 2015 and 2014:

	Ferry and charter services		Shipbuilding and repair		Discontinued operation		Adjustments and eliminations		Notes	Total	
	2015	2014	2015	2014	2015	2014	2015	2014		2015	2014
	\$'000	\$'000	\$'000	\$'000	\$'000	\$'000	\$'000	\$'000		\$'000	\$'000
Assets and liabilities:											
Additions to non-current assets	52,644	17,555	3,076	5,573	–	–	(12,524)	(1,649)	F	43,196	21,479
Goodwill	–	–	78	78	–	–	–	–		78	78
Segment assets	148,378	106,886	89,239	123,905	470	469	(32,904)	(29,031)	G	205,183	202,229
Segment liabilities	22,409	13,679	31,586	63,117	103	112	(344)	(12,844)	H	53,754	64,064

Notes: Nature of adjustments and eliminations to arrive at amounts reported in the consolidated financial statements

- A The amounts relating to the discontinued operation segment has been excluded to arrive at amounts shown in profit or loss as they are presented separately in the statement of comprehensive income within one line item, "Profit from discontinued operation, net of tax".
- B Inter-segment revenues are eliminated on consolidation.
- C Inter-segment interest income, dividend income and finance expenses are eliminated on consolidation. Depreciation on mark-up arising from inter-segment sale of motor launches are also eliminated on consolidation.
- D Other non-cash expenses consist of allowance for doubtful debts and impairment of investment and fixed assets presented in the respective notes to the financial statements.

NOTES TO THE FINANCIAL STATEMENTS

[CONT'D]

FOR THE FINANCIAL YEAR ENDED 31 DECEMBER 2015

36. SEGMENT INFORMATION (CONT'D)

- E The following items are deducted from segment profit to arrive at "Profit before tax from continuing operations" presented in the consolidated income statement:

	2015 \$'000	2014 \$'000
Profit from inter-segment sales	(7,700)	(3,766)
Unallocated expenses	(794)	(522)
Segment results of discontinued operation	(11)	(167)
Dividend	(30,000)	(2,500)
	(38,505)	(6,955)

The unallocated expenses pertain mainly to depreciation.

- F The adjustments and eliminations relate to additions to leasehold building which cannot be allocated to each segment and inter-segment sales of motor launches.
- G The following items are deducted from segment assets to arrive at total assets reported in the consolidated balance sheet:

	2015 \$'000	2014 \$'000
Inter-segment assets	(38,903)	(35,748)
Unallocated assets	5,999	6,717
	(32,904)	(29,031)

NOTES TO THE FINANCIAL STATEMENTS

[CONT'D]

FOR THE FINANCIAL YEAR ENDED 31 DECEMBER 2015

36. SEGMENT INFORMATION (CONT'D)

- H The following items are deducted from segment liabilities to arrive at total liabilities reported in the consolidated balance sheet:

	2015 \$'000	2014 \$'000
Inter-segment liabilities	(4,586)	(17,485)
Deferred tax liabilities	4,138	4,537
Provision for restoration costs	104	104
	(344)	(12,844)

Geographical information

Revenue information based on the geographical location of customers is as follows:

	Group	
	2015 \$'000	2014 \$'000
Singapore	53,801	71,461
Rest of Southeast Asia	17,750	23,654
Africa	43,111	66,378
Russia	4,614	2,098
Others	578	1,255
	119,854	164,846

In the opinion of the Directors, it would be inaccurate to analyse non-current assets and capital expenditure by geographical segment because the non-current assets comprise mainly of vessels which cannot be meaningfully allocated as the vessels can be deployed on different routes.

Information about major customers

Revenue from three (2014: three) major customers amount to \$74,839,000 (2014: \$70,243,000), arising from sales by the shipbuilding and repair segment.

NOTES TO THE FINANCIAL STATEMENTS

[CONT'D]

FOR THE FINANCIAL YEAR ENDED 31 DECEMBER 2015

37. DIVIDENDS

Paid during the financial year

Dividends on ordinary shares:

	Group and Company	
	2015	2014
	\$'000	\$'000
- Final exempt (one-tier) dividend for 2014: 0.5 cent (2013: 0.5 cent) per share	3,303	3,303
- Special exempt (one-tier) dividend for 2014: 0.5 cent (2013: NIL) per share	3,302	–
	6,605	3,303

Proposed but not recognised as a liability as at 31 December:

Dividends on ordinary shares, subject to shareholders' approval at the AGM:

	Group and Company	
	2015	2014
	\$'000	\$'000
- Final exempt (one-tier) dividend for 2015: 0.25 cent (2014: 0.5 cent) per share	1,651	3,303
- Special exempt (one-tier) dividend for 2015: NIL (2014: 0.5 cent) per share	–	3,302
	1,651	6,605

NOTES TO THE FINANCIAL STATEMENTS

[CONT'D]

FOR THE FINANCIAL YEAR ENDED 31 DECEMBER 2015

38. FAIR VALUE OF FINANCIAL INSTRUMENTS

(a) Classification of financial instruments

	Loans and receivables \$'000	Financial assets/ liabilities at fair value through profit or loss \$'000	Liabilities at amortised cost \$'000	Non-financial assets/ liabilities \$'000	Total \$'000
Group					
2015					
Assets					
Trade receivables	4,634	–	–	–	4,634
Other receivables and deposits	1,442	–	–	1,034	2,476
Fixed deposits	27,280	–	–	–	27,280
Cash and bank balances	10,017	–	–	–	10,017
	43,373	–	–	1,034	44,407
Liabilities					
Trade payables	–	–	10,989	–	10,989
Other payables and accruals	–	–	15,028	1,806	16,834
Due to customers for contract work-in-progress	–	–	2,322	–	2,322
Term loans	–	–	13,340	–	13,340
	–	–	41,679	1,806	43,485

NOTES TO THE FINANCIAL STATEMENTS

[CONT'D]

FOR THE FINANCIAL YEAR ENDED 31 DECEMBER 2015

38. FAIR VALUE OF FINANCIAL INSTRUMENTS (CONT'D)

(a) Classification of financial instruments (cont'd)

	Loans and receivables \$'000	Financial assets/ liabilities at fair value through profit or loss \$'000	Liabilities at amortised cost \$'000	Non-financial assets/ liabilities \$'000	Total \$'000
Group					
2014					
Assets					
Trade receivables	14,503	–	–	–	14,503
Other receivables and deposits	1,433	–	–	7,603	9,036
Derivatives	–	2	–	–	2
Fixed deposits	1,769	–	–	–	1,769
Cash and bank balances	35,604	–	–	–	35,604
	53,309	2	–	7,603	60,914
Liabilities					
Trade payables	–	–	13,864	–	13,864
Other payables and accruals	–	–	25,395	10,846	36,241
Due to customers for contract work-in-progress	–	–	1,137	–	1,137
Derivatives	–	2,425	–	–	2,425
	–	2,425	40,396	10,846	53,667

NOTES TO THE FINANCIAL STATEMENTS

[CONT'D]

FOR THE FINANCIAL YEAR ENDED 31 DECEMBER 2015

38. FAIR VALUE OF FINANCIAL INSTRUMENTS (CONT'D)

(a) Classification of financial instruments (cont'd)

	Loans and receivables \$'000	Liabilities at amortised cost \$'000	Non-financial assets/ liabilities \$'000	Total \$'000
Company				
2015				
Assets				
Trade receivables	1,579	–	–	1,579
Other receivables and deposits	97	–	–	97
Loans to subsidiaries	68,783	–	–	68,783
Fixed deposits	27,280	–	–	27,280
Cash and bank balances	2,183	–	–	2,183
	99,922	–	–	99,922
Liabilities				
Trade payables	–	101	–	101
Other payables and accruals	–	3,991	10	4,001
Deposits from subsidiaries	–	23,226	–	23,226
	–	27,318	10	27,328

NOTES TO THE FINANCIAL STATEMENTS

[CONT'D]

FOR THE FINANCIAL YEAR ENDED 31 DECEMBER 2015

38. FAIR VALUE OF FINANCIAL INSTRUMENTS (CONT'D)

(a) Classification of financial instruments (cont'd)

	Loans and receivables \$'000	Liabilities at amortised cost \$'000	Financial liabilities at fair value through profit or loss \$'000	Total \$'000
Company				
2014				
Assets				
Trade receivables	2,493	–	–	2,493
Other receivables and deposits	115	–	–	115
Loans to subsidiaries	56,535	–	–	56,535
Fixed deposits	1,769	–	–	1,769
Cash and bank balances	4,912	–	–	4,912
	65,824	–	–	65,824
Liabilities				
Trade payables	–	110	–	110
Other payables and accruals	–	3,910	–	3,910
Derivatives	–	–	2	2
Deposits from subsidiaries	–	19,890	–	19,890
	–	23,910	2	23,912

NOTES TO THE FINANCIAL STATEMENTS

[CONT'D]

FOR THE FINANCIAL YEAR ENDED 31 DECEMBER 2015

38. FAIR VALUE OF FINANCIAL INSTRUMENTS (CONT'D)

(b) Fair value of financial instruments that are carried at fair value

Fair value is defined as the amount at which the financial instrument could be exchanged in a current transaction between knowledgeable willing parties in an arm's length transaction, other than in a forced or liquidation sale. Fair values are obtained from quoted market prices, discounted cash flow models and option pricing models as appropriate.

Fair value hierarchy

The Group classifies fair value measurement using a fair value hierarchy that is dependent on the valuation inputs used in making the measurements as follows:

- | | | |
|---------|---|--|
| Level 1 | – | Quoted prices (unadjusted) in active markets for identical assets or liabilities that the Group can access at measurement date, |
| Level 2 | – | Inputs other than quoted prices included within Level 1 that are observable for the asset or liability, either directly or indirectly, and |
| Level 3 | – | Unobservable inputs for the asset or liability. |

Fair value measurements that use inputs of different hierarchy levels are categorised in its entirety in the same level of the fair value hierarchy as the lowest level input that is significant to the entire measurement.

Determination of fair value

Derivatives (Note 22) Forward currency contracts are valued using a valuation technique with market observable inputs. The most frequently applied valuation techniques include forward pricing using present value calculations. The models incorporate various inputs including foreign exchange spot and forward rates and forward rate curves.

The Group has no financial instruments which are valued using unobservable inputs.

(c) Fair value of financial instruments by classes that are not carried at fair value and whose carrying amounts are reasonable approximation of fair value

The carrying amounts of trade receivables, other receivables and deposits, loans to subsidiaries, cash and cash equivalents, trade payables, other payables and accruals, term loans, and deposits from subsidiaries are reasonable approximation of fair values, either due to their short-term nature or that they are floating rate instruments that are re-priced to market interest rates on or near the end of the reporting period.

NOTES TO THE FINANCIAL STATEMENTS

[CONT'D]

FOR THE FINANCIAL YEAR ENDED 31 DECEMBER 2015

39. FINANCIAL RISK MANAGEMENT OBJECTIVES AND POLICIES

The Group and the Company is exposed to financial risks arising from its operations and the use of financial instruments. The key financial risks include interest rate risk, liquidity risk, credit risk and foreign currency risk. It is, and has been throughout the current and previous financial year, the Group's policy that no derivatives for speculative purposes shall be undertaken. The Group does not apply hedge accounting.

The following sections provide details regarding the Group's and Company's exposure to the above mentioned financial risks and the objectives, policies and processes for the management of these risks.

There has been no change to the Group's exposure to the financial risks or the manner in which it manages and measures the risks.

(a) Credit risk

Credit risk is the risk of loss that may arise on outstanding financial instruments should a counterparty default on its obligations. The carrying amount of cash and fixed deposits, trade and other receivables represent the Group's maximum exposure to credit risk in relation to financial assets. No other financial assets carry a significant exposure to credit risk.

Management has a credit policy in place and the exposure to credit risk is monitored on an ongoing basis. Credit evaluations are performed on all customers requiring credit over a certain amount.

Credit risk concentration profile

The Group determines concentrations of credit risk by monitoring the country and industry sector profile of its trade receivables on an on-going basis. The credit risk concentration profile of the Group's trade receivables at the balance sheet date is as follows:

	Group			
	2015		2014	
	\$'000	%	\$'000	%
By country:				
Malaysia	2,418	52	7,442	51
Singapore	1,086	23	5,656	39
India	678	15	258	2
Rest of Southeast Asia	452	10	901	6
Africa	–	–	246	2
	4,634	100	14,503	100
By industry sectors:				
Ferry and charter services	4,354	94	5,312	37
Shipbuilding and repair	280	6	9,188	63
Discontinued operation	–	–	3	–
	4,634	100	14,503	100

NOTES TO THE FINANCIAL STATEMENTS

[CONT'D]

FOR THE FINANCIAL YEAR ENDED 31 DECEMBER 2015

39. FINANCIAL RISK MANAGEMENT OBJECTIVES AND POLICIES (CONT'D)

(a) Credit risk (cont'd)

At the end of the reporting period, approximately 61% (2014: 63%) of the Group's trade receivables were due from four (2014: three) major customers who are multi-industry conglomerates located in various countries.

Financial assets that are neither past due nor impaired

Trade and other receivables that are neither past due nor impaired are creditworthy debtors with good payment record with the Group. Cash and cash equivalents are placed with reputable financial institutions with high credit ratings and no history of default.

Financial assets that are either past due or impaired

Information regarding financial assets that are either past due or impaired is disclosed in Note 19.

(b) Liquidity risk

Liquidity risk is the risk that the Group or the Company will encounter difficulty in meeting financial obligations due to shortage of funds. The Group's and the Company's exposure to liquidity risk arises primarily from mismatches of the maturities of financial assets and liabilities. The Group's and the Company's objective is to maintain a balance between continuity of funding and flexibility through the use of stand-by credit facilities.

The table below summarises the maturity profile of the Group's and the Company's financial liabilities at the end of the reporting period based on contractual undiscounted payments.

	1 year or less \$'000	1 to 5 years \$'000	Over 5 years \$'000	Total \$'000
Group				
2015				
Financial liabilities				
Trade payables	10,989	–	–	10,989
Other payables and accruals	15,028	–	–	15,028
Term loans	3,780	10,517	–	14,297
Total undiscounted financial liabilities	29,797	10,517	–	40,314
2014				
Financial liabilities				
Trade payables	13,864	–	–	13,864
Other payables and accruals	25,395	–	–	25,395
Derivatives	2,425	–	–	2,425
Total undiscounted financial liabilities	41,684	–	–	41,684

NOTES TO THE FINANCIAL STATEMENTS

[CONT'D]

FOR THE FINANCIAL YEAR ENDED 31 DECEMBER 2015

39. FINANCIAL RISK MANAGEMENT OBJECTIVES AND POLICIES (CONT'D)

(b) Liquidity risk (cont'd)

	1 year or less \$'000	1 to 5 years \$'000	Over 5 years \$'000	Total \$'000
Company				
2015				
Financial liabilities				
Trade payables	101	–	–	101
Other payables and accruals	3,991	–	–	3,991
Deposits from subsidiaries	23,441	–	–	23,441
Total undiscounted financial liabilities	27,533	–	–	27,533
2014				
Financial liabilities				
Trade payables	110	–	–	110
Other payables and accruals	3,910	–	–	3,910
Deposits from subsidiaries	20,052	–	–	20,052
Derivatives	2	–	–	2
Total undiscounted financial liabilities	24,074	–	–	24,074

(c) Foreign currency risk

The Group has transactional currency exposures arising from sales or purchases that are denominated in a currency other than the respective functional currencies of Group entities. The foreign currencies in which these transactions are denominated are mainly United States Dollar (USD) and Euro (EUR). Approximately 86% (2014: 82%) of the Group's sales are denominated in foreign currency whilst almost 50% (2014: 33%) of costs are denominated in foreign currencies.

The Group and the Company also hold cash and cash equivalents denominated in foreign currencies for working capital purposes. At the end of the reporting period, such foreign currency balances amounted to \$5,558,000 (2014: \$19,989,000) and \$1,730,000 (2014: \$444,000) for the Group and the Company respectively.

NOTES TO THE FINANCIAL STATEMENTS

[CONT'D]

FOR THE FINANCIAL YEAR ENDED 31 DECEMBER 2015

39. FINANCIAL RISK MANAGEMENT OBJECTIVES AND POLICIES (CONT'D)

(c) Foreign currency risk (cont'd)

The Group is also exposed to currency translation risk arising from its net investments in foreign operations, including Malaysia and Indonesia. The Group's net investments in Malaysia and Indonesia that are not hedged as currency positions in Ringgit and Rupiah are considered to be long-term in nature.

The foreign currency risk is primarily managed by natural hedges of matching assets and liabilities denominated in foreign currencies. In addition, the Group uses forward currency contracts to reduce the currency exposures on material transactions, as deemed by management for which payment is anticipated more than one month after the Group has entered into a firm commitment for the sale. The Group has also been closely monitoring the foreign currency risk and has considered various hedging options for significant foreign currency exposure as and when the need arises.

Sensitivity analysis for foreign currency risk

The following table demonstrates the sensitivity to a reasonably possible change in the USD and EUR exchange rate (against SGD), with all other variables held constant, of the Group's profit net of tax.

	Increase/ (decrease) in profit net of tax 2015 \$'000	Increase/ (decrease) in profit net of tax 2014 \$'000
USD/SGD – strengthened 3% (2014: 3%)	31	385
USD/SGD – weakened 3% (2014: 3%)	(31)	(385)
EUR/SGD – strengthened 3% (2014: 3%)	3	101
EUR/SGD – weakened 3% (2014: 3%)	(3)	(101)
MYR/SGD – strengthened 3% (2014: 3%)	(36)	3
MYR/SGD – weakened 3% (2014: 3%)	36	(3)
IDR/SGD – strengthened 3% (2014: 3%)	73	13
IDR/SGD – weakened 3% (2014: 3%)	(73)	(13)

NOTES TO THE FINANCIAL STATEMENTS

[CONT'D]

FOR THE FINANCIAL YEAR ENDED 31 DECEMBER 2015

39. FINANCIAL RISK MANAGEMENT OBJECTIVES AND POLICIES (CONT'D)

(d) *Interest rate risk*

Interest rate risk is the risk that the fair value of future cash flows of the Group's financial instruments will fluctuate because of changes in market interest rates. The Group's exposure to interest rate risk arises primarily from their term loans.

Sensitivity analysis for interest rate risk

At the end of the reporting period, if SGD interest rates had been 100 (2014: Nil) basis points lower/ higher with all other variables held constant, the Group's profit before tax would have been \$133,400 (2014: Nil) higher/ lower, arising mainly as a result of lower/ higher interest expense on term loans. The assumed movement in basis points for interest rate sensitivity analysis is based on the currently observable market environment.

40. CAPITAL MANAGEMENT

The primary objective of the Group's capital management is to ensure that it maintains a strong credit rating and healthy capital ratios in order to support its business and maximise shareholder value.

The Group manages its capital structure and makes adjustments to it, in light of changes in economic conditions. To maintain or adjust the capital structure, the Group may adjust the dividend payment to shareholders, return capital to shareholders or issue new shares. No changes were made in the objectives, policies or processes during the years ended 31 December 2015 and 31 December 2014.

The Group monitors capital using a gearing ratio, which is net debt divided by total capital plus net debt. The Group's policy is to maintain the gearing ratio at less than 50%. The Group includes within net debt, loans and borrowings, less cash and fixed deposits. Capital includes equity attributable to the owners of the Company.

NOTES TO THE FINANCIAL STATEMENTS

[CONT'D]

FOR THE FINANCIAL YEAR ENDED 31 DECEMBER 2015

41. COMPARATIVE FIGURES

Deferred drydocking expenditure that were previously disclosed as separate line items on the balance sheet has been presented within "property, plant and equipment" to better reflect its nature and for consistency with industry practice.

The effects of the reclassifications are summarised as follows:

	As previously reported \$'000	Reclassifications \$'000	As currently reported \$'000
Group			
2014			
Non-current assets			
Property, plant and equipment	81,306	2,515	83,821
Deferred drydocking expenditure	1,411	(1,411)	–
Current assets			
Deferred drydocking expenditure	1,104	(1,104)	–
Company			
2014			
Non-current assets			
Property, plant and equipment	16,595	1,316	17,911
Deferred drydocking expenditure	892	(892)	–
Current assets			
Deferred drydocking expenditure	424	(424)	–

42. AUTHORISATION OF FINANCIAL STATEMENTS FOR ISSUE

The financial statements for the year ended 31 December 2015 were authorised for issue in accordance with a resolution of the Directors on 18 March 2016.

STATISTICS OF SHAREHOLDINGS

AS AT 15 MARCH 2016

Number of Issued and Paid up shares (excluding treasury shares) : 660,518,052
 Class of Shares : Ordinary Shares
 Voting Rights : 1 vote per share
 Treasury Shares : NIL

DISTRIBUTION OF SHAREHOLDINGS

Size of Shareholdings	No. of Shareholders	%	No. of Shares	%
1 - 99	11	0.15	741	0.00
100 - 1,000	1,708	23.53	1,676,985	0.25
1,001 - 10,000	2,434	33.53	12,248,799	1.85
10,001 - 1,000,000	3,057	42.11	222,628,640	33.71
1,000,001 AND ABOVE	49	0.68	423,962,887	64.19
TOTAL	7,259	100.00	660,518,052	100.00

TWENTY LARGEST SHAREHOLDERS

No.	Name	No. of Shares	%
1	Phillip Securities Pte Ltd	126,369,549	19.13
2	Raffles Nominees (Pte) Limited	42,663,500	6.46
3	KS Investments Pte Ltd	41,233,750	6.24
4	Citibank Nominees Singapore Pte Ltd	34,183,900	5.18
5	OCBC Securities Private Limited	17,725,300	2.68
6	UOB Kay Hian Private Limited	17,099,200	2.59
7	DBS Nominees (Private) Limited	15,903,500	2.41
8	Frederick Huang Tong Leong	10,333,000	1.56
9	DBSN Services Pte. Ltd.	7,780,000	1.18
10	Chan Soo Hin	7,565,000	1.15
11	Pang Cheow Jow	7,310,000	1.11
12	Ng Kwong Chong or Liu Oi Fui Ivy	6,516,700	0.99
13	United Overseas Bank Nominees (Private) Limited	6,463,850	0.98
14	Maybank Kim Eng Securities Pte. Ltd.	6,070,200	0.92
15	Soh Suwe @ Soh Kim Swee	4,923,000	0.75
16	OCBC Nominees Singapore Private Limited	4,761,900	0.72
17	Bank of Singapore Nominees Pte. Ltd.	4,511,600	0.68
18	HSBC (Singapore) Nominees Pte Ltd	4,436,000	0.67
19	Citibank Consumer Nominees Pte Ltd	4,197,000	0.64
20	CIMB Securities (Singapore) Pte. Ltd.	3,926,500	0.59
TOTAL		373,973,449	56.63

PERCENTAGE OF SHAREHOLDINGS HELD BY THE PUBLIC AS AT 15 MARCH 2016

Based on the Register of Shareholders, and to the best knowledge of the Company, the percentage of shareholdings held in the hands of public is approximately 73.7%. Accordingly, the Company complies with rule 723 of the Listing Manual.

STATISTICS OF SUBSTANTIAL SHAREHOLDERS

AS AT 15 MARCH 2016

Name of Substantial Shareholder	Direct Interest		Deemed Interest	
	No. of Shares	%	No. of Shares	%
Jeffrey Hing Yih Peir (note 1)	–	–	130,000,649	19.68
KS Investments Pte Ltd	41,233,750	6.24	–	–
Keppel Offshore & Marine Ltd (note 2)	–	–	41,233,750	6.24
Keppel Corporation Limited (note 2)	–	–	41,233,750	6.24
Temasek Holdings (Pte) Ltd (note 2)	–	–	41,233,750	6.24

Note 1: Mr Jeffrey Hing Yih Peir's deemed interest is arrived as follows:

Shares held by Phillip Securities Pte Ltd for Mr Jeffrey Hing Yih Peir	120,000,649
Shares held by Raffles Nominees Pte Ltd for Mdm Wong Bei Keen (spouse of Jeffrey Hing Yih Peir)	10,000,000
	130,000,649

Note 2: Keppel Offshore & Marine Ltd, Keppel Corporation Limited and Temasek Holdings (Pte) Ltd are deemed to be interested in the shares owned by KS Investments Pte Ltd by virtue of Section 7 of the Companies Act, Cap 50.

LIST OF PROPERTIES

Details of the Group's properties as at 31 December 2015 are as follows:

Location	Purpose	Approx. Area (in m ²)	Tenure of Lease
Lot 2501C Mukim 7 Private Lot No. A15279 18 Tuas Basin Link Singapore 638784	Two four-storey office building with carparks, workshops and waterfront	11,192	30 years with effect from December 1995
Kawasan Industri Sekupang, Kampong Baru Kelurahan Tanjung Riau No 61 Sekupang Batam Indonesia	One single-storey office building and one two-storey office building with carparks, workshops and waterfront	43,991	30 years with effect from May 2000
Private Lot A3002969 L0655600 Tuas Basin Link	Workshop and waterfront	2,450	6 years with effect from 22 April 2014
Seloko Island, Tanjung Uncang Sekupang Batam Indonesia	Future workshop and waterfront expansion	70,551	30 years with effect from 8 July 2015

NOTICE OF ANNUAL GENERAL MEETING

PENGUIN INTERNATIONAL LIMITED

(Incorporated in the Republic of Singapore)
(Company Registration No.: 197600165Z)

NOTICE IS HEREBY GIVEN that the 2016 Annual General Meeting of Penguin International Limited (the “Company”) will be held on Thursday, 21 April 2016 at 11.00 a.m. at 18 Tuas Basin Link, Singapore 638784, to transact the following businesses:-

ORDINARY BUSINESS

- | | | |
|----|--|---------------------|
| 1. | To receive and adopt the Directors’ Statement and the Audited Financial Statements for the financial year ended 31 December 2015 together with the Auditor’s Report thereon. | Resolution 1 |
| 2. | To declare and approve a first and final tax exempt (one-tier) dividend of 0.25 cent per ordinary share for the financial year ended 31 December 2015. | Resolution 2 |
| 3. | To approve the proposed Directors’ fees of S\$185,561.64 for the financial year ended 31 December 2015 (2014: S\$224,000.00). | Resolution 3 |
| 4. | To re-elect Ms. Tung May Fong as Director following her retirement pursuant to Article 91 of the Company’s Constitution. | Resolution 4 |
| 5. | To re-elect Mr. Wong Ngiam Jih as Director following his retirement pursuant to Article 91 of the Company’s Constitution. [See Explanatory Note (a)] | Resolution 5 |
| 6. | To re-elect Mr. Leow Ban Tat as Director following his retirement pursuant to Article 97 of the Company’s Constitution. [See Explanatory Note (b)] | Resolution 6 |
| 7. | To re-appoint Ernst & Young LLP as Auditor for the ensuing year and to authorise the Directors to fix their remuneration. | Resolution 7 |

SPECIAL BUSINESS

To consider and, if thought fit, to pass the following Ordinary Resolutions, with or without modifications:

- | | | |
|-------|--|---------------------|
| 8. | Share Issue Mandate | Resolution 8 |
| (a) | “That pursuant to Section 161 of the Companies Act, Cap. 50 and the listing rules of the Singapore Exchange Securities Trading Limited (“SGX-ST”), authority be and is hereby given to the Directors of the Company to :- | |
| (i) | issue shares in the capital of the Company whether by way of bonus issue, rights issue or otherwise; and/or | |
| (ii) | make or grant offers, agreements or options (collectively “Instruments”) that might or would require shares to be issued, including but not limited to the creation and issue of (as well as adjustments to) warrants, debentures or other instruments convertible into shares; and/or | |
| (iii) | issue additional Instruments convertible into shares arising from adjustments made to the number of Instruments, | |

NOTICE OF ANNUAL GENERAL MEETING

[CONT'D]

at any time to such persons and upon such terms and conditions and for such purposes as the Directors may, in their absolute discretion, deem fit and (notwithstanding the authority conferred by this Resolution may have ceased to be in force) issue shares in pursuance of any Instrument made or granted by the Directors while this Resolution is in force, provided that the aggregate number of shares to be issued pursuant to this Resolution (including shares to be issued in pursuance of Instruments made or granted pursuant to this Resolution) does not exceed 50% of the total number of issued shares (excluding treasury shares) in the capital of the Company at the time of passing of this Resolution, of which the aggregate number of shares issued other than on a pro rata basis does not exceed 20% of the total number of issued shares (excluding treasury shares) in the capital of the Company.

- (b) for the purpose of determining the aggregate number of shares that may be issued under sub-paragraph (a) above, the total number of issued shares (excluding treasury shares) shall be based on the total number of issued shares of the Company (excluding treasury shares) as at the time of the passing of this Resolution after adjusting for:
 - (i) new shares arising from the conversion or exercise of convertible securities which were issued pursuant to previous shareholders' approval, and which are outstanding as at the date of the passing of this Resolution;
 - (ii) new shares arising from exercising share options or vesting of share awards outstanding or subsisting at the time this Resolution is passed; and
 - (iii) any subsequent bonus issue, consolidation or subdivision of the shares; and
- (c) (unless revoked or varied by the Company in General Meeting) the authority conferred by this Resolution shall continue in force until the conclusion of the next Annual General Meeting of the Company or the date by which the next Annual General Meeting of the Company is required by law to be held, whichever is the earlier." [See Explanatory note (c)]

9. The Proposed Renewal of the General Mandate for Interested Person Transactions

Resolution 9

"That:

- (1) approval be and is hereby given, for the purposes of Chapter 9 of the listing manual ("**Listing Manual**") of the **SGX-ST**, for the Company, its subsidiaries and associated companies that are entities at risk (as that term is used in Chapter 9), or any of them, to enter into any of the transactions falling within the types of interested person transactions described in paragraph 2.3 of the Letter to Shareholders dated 30 March 2016 with the Interested Persons described in paragraph 2.1.1 of the Letter to Shareholders dated 30 March 2016, provided that such transactions are in accordance with the review procedures for such interested person transactions;
- (2) the approval given in paragraph (1) above (the "**IPT Mandate**") shall, unless revoked or varied by the Company in general meeting, continue in force until the conclusion of the next Annual General Meeting of the Company;

NOTICE OF ANNUAL GENERAL MEETING

[CONT'D]

- (3) the Audit Committee of the Company be and is hereby authorised to take such action as it deems proper in respect of procedures and/or to modify or implement such procedures as may be necessary for this IPT Mandate (as defined in paragraph (2) above) to take into consideration any amendment to Chapter 9 of the Listing Manual which may be prescribed by SGX-ST from time to time, and such other applicable laws and rules; and
- (4) the Directors and any of them be and are hereby authorised to complete and do all such acts and things (including execution all such documents as may be required) as they or he may consider expedient or necessary or in the interests of the Company to give effect to the transactions contemplated and/or authorised by the IPT Mandate and/or this Resolution." [See Explanatory Note (d)]

10. The Proposed Renewal of the Share Buy-back Mandate

Resolution 10

"That:

- (a) for the purposes of Sections 76C and 76E of the Companies Act, Chapter 50 of Singapore (the "**Companies Act**"), the exercise by the Directors of the Company of all the powers of the Company to purchase or otherwise acquire issued ordinary shares in the capital of the Company (the "**Shares**") not exceeding in aggregate the Prescribed Limit (as hereafter defined), at such price(s) as may be determined by the Directors of the Company from time to time up to the Maximum Price (as hereafter defined), whether by way of:-
 - (i) on-market purchase(s) (each an "**On-Market Share Buy-back**"), transacted on the SGX-ST; and/or
 - (ii) off-market purchase(s) (each an "**Off-Market Equal Access Share Buy-back**") effected otherwise than on the SGX-ST in accordance with any equal access scheme(s) as may be determined or formulated by the Directors of the Company as they consider fit, which scheme(s) shall satisfy all the conditions prescribed by the Companies Act, and otherwise in accordance with all other laws and regulations and rules of the SGX-ST as may for the time being be applicable, be and is hereby authorised and approved generally and unconditionally (the "**Share Buy-back Mandate**");
- (b) unless varied or revoked by the Company in general meeting, the authority conferred on the Directors of the Company pursuant to the Share Buy-back Mandate may be exercised by the Directors at any time and from time to time during the period commencing from the passing of this Resolution and expiring on the earlier of:-
 - (i) the date on which the next Annual General Meeting of the Company is held;
 - (ii) the date on which the Share Buy-backs are carried out to the full extent mandated; or
 - (iii) the date by which next Annual General Meeting of the Company is required by law to be held;

NOTICE OF ANNUAL GENERAL MEETING

[CONT'D]

- (c) In this Resolution:-

"Prescribed Limit" means ten per cent (10%) of the total number of Shares issued by the Company as at the date of passing of this Resolution; and

"Maximum Price" in relation to a Share to be purchased or acquired, means an amount (excluding brokerage, commission, stamp duties, applicable goods and services tax, clearance fees and other related expenses) not exceeding:-

- (i) in the case of an On-Market Share Buy-back, 105% of the Average Closing Price of the Shares; and
- (ii) in the case of an Off-Market Equal Access Share Buy-back pursuant to an equal access scheme, 110% of the Average Closing Price of the Shares;

Where:-

"Average Closing Price" means the average of the last dealt prices of an ordinary Share for the five consecutive Market Days on which the Shares are transacted on the SGX-ST immediately preceding the date of the On-Market Share Buy-back by the Company or, as the case may be, the date of the making of the offer pursuant to the Off-Market Equal Access Buy-back, and deemed to be adjusted, in accordance with the Listing Manual, for any corporate action that occurs after the relevant five-day period;

"Market Day" means day on which the SGX-ST is open for trading in securities; and
"Date of the making of the offer" means the date on which the Company announces its intention to make an offer for an Off-Market Equal Access Share Buy-back, stating the purchase price which shall not be more than 110% of the Average Closing Price of the Shares (excluding related expenses of the purchase or acquisition) for each Share and the relevant terms of the equal access scheme for effecting the Off-Market Equal Access Share Buy-back.

- (d) the Directors of the Company and/or any of them be and are hereby authorised to complete and do all such acts and things (including executing such documents as may be required) as they and/or he may consider expedient or necessary to give effect to the transactions contemplated by this Resolution." [See Explanatory Note (e)]

NOTICE OF ANNUAL GENERAL MEETING

[CONT'D]

NOTICE IS HEREBY GIVEN that the Share Transfer Books and Register of Members of the Company will be closed on 19 May 2016 for the purpose of determining members' entitlements to the proposed first and final tax exempt (one-tier) dividend of 0.25 cent per ordinary share for the financial year ended 31 December 2015 (the "**Proposed Dividends**"). Duly completed transfers received by the Company's Share Registrar, Boardroom Corporate & Advisory Services Pte. Ltd., 50 Raffles Place, #32-01 Singapore Land Tower, Singapore 048623, up to 5.00 p.m. on 18 May 2016 will be registered before members' entitlements to the Proposed Dividends are determined.

Members (being depositors) whose securities accounts with The Central Depository (Pte) Limited are credited with shares as at 5.00 p.m. on 18 May 2016 will rank for the Proposed Dividends.

The Proposed Dividends, if approved by members at the 2016 Annual General Meeting, will be paid on 27 May 2016.

By Order Of The Board

Chuang Sheue Ling/Lo Swee Oi
Company Secretaries
30 March 2016

NOTICE OF ANNUAL GENERAL MEETING

[CONT'D]

Explanatory Notes:

- (a) Mr. Wong Ngiam Jih, an Independent Director, if re-elected, will continue to serve as the Chairman of the Nominating Committee and the Remuneration Committee and a member of the Audit Committee. He is considered an independent director for purposes of Rule 704(8) of the Listing Manual of the SGX-ST. For further information on Mr Wong, please refer to the "Board of Directors" section in the Annual Report 2015.
- (b) Mr. Leow Ban Tat, an Independent Director, if re-elected, will continue to serve as a member of the Remuneration and Audit Committees. He is considered an independent director for purposes of Rule 704(8) of the Listing Manual of the SGX-ST. For further information on Mr Leow, please refer to the "Board of Directors" section in the Annual Report 2015.
- (c) The Ordinary Resolution No. 8, if passed, will empower the Directors from the date of this Annual General Meeting to allot and issue shares and convertible securities in the Company up to an amount not exceeding 50% of the total number of issued shares (excluding treasury shares) in the capital of the Company, of which up to 20% may be issued other than on a pro rata basis. This authority will, unless previously revoked or varied at a general meeting, expire at the next Annual General Meeting of the Company.

For the purpose of this resolution, the total number of issued shares (excluding treasury shares) is based on the Company's total number of issued shares (excluding treasury shares) at the time that this proposed Ordinary Resolution is passed after adjusting for new shares arising from the conversion or exercise of convertible securities, the exercise of share options or the vesting of share awards outstanding or subsisting at the time when this proposed Ordinary Resolution is passed and any subsequent bonus issue, consolidation or subdivision of shares.

- (d) Mr. Jeffrey Hing Yih Peir and his associates will abstain from voting on the proposed Ordinary Resolution No. 9 relating to the renewal of the general IPT Mandate. For the purpose of the abstention, the term "associates" as it relates to Mr. Jeffrey Hing Yih Peir is defined as (i) his immediate family, (ii) the trustees of any trust of which he or his immediate family is a beneficiary or, in the case of a discretionary trust, is a discretionary object; and (iii) any company in which he and his immediate family together (directly or indirectly) have an interest of 30% or more.
- (e) The Ordinary Resolution No. 10, if passed, will empower the Directors to make purchases (whether by way of market purchases or off-market purchases on an equal access scheme) from time to time of up to 10% of the total number of issued ordinary shares (excluding treasury shares) in the capital of the Company, at the price up to but not exceeding the Maximum Price. The rationale for the Share Buy-back Mandate, the source of funds to be used for the Share Buy-back Mandate, the impact of the Share Buy-back Mandate on the Company's financial position, the implications arising as a result of the Share Buy-back Mandate under The Singapore Code on Take-overs and Mergers and on the listing of the Company's Shares on the SGX-ST are set out in the Letter to Shareholders dated 30 March 2016.

NOTICE OF ANNUAL GENERAL MEETING

[CONT'D]

Note:

- (1) A member of the Company entitled to attend and vote at the Annual General Meeting is entitled to appoint not more than two (2) proxies to attend and vote in his stead. Where such member appoints more than one (1) proxy, he/she shall specify the proportion of his/her shareholding to be represented by each proxy. A proxy need not be a member of the Company. If the appointer is a corporation, the proxy must be executed under seal or the hand of its duly authorised officer or attorney.
- (2) The instrument or form appointing a proxy, duly executed, must be deposited at the registered office of the Company at 18 Tuas Basin Link, Singapore 638784 not less than 48 hours before the time appointed for holding the Extraordinary General Meeting in order for the proxy to be entitled to attend and vote at the Extraordinary General Meeting.
- (3) A member of the Company, which is a corporation, is entitled to appoint its authorised representative or proxy to vote on its behalf. A proxy need not be a member of the Company.
- (4) **PERSONAL DATA PRIVACY** By submitting an instrument appointing a proxy(ies) and/or representative(s) to attend, speak and vote at the Annual General Meeting and/or any adjournment thereof, a member of the Company (i) consents to the collection, use and disclosure of the member's personal data by the Company (or its agents or service providers) for the purpose of the processing, administration and analysis by the Company (or its agents or service providers) of proxies and representatives appointed for the Annual General Meeting (including any adjournment thereof) and the preparation and compilation of the attendance lists, minutes and other documents relating to the Annual General Meeting (including any adjournment thereof), and in order for the Company (or its agents or service providers) to comply with any applicable laws, listing rules, regulations and/or guidelines (collectively, the "**Purposes**"), (ii) warrants that where the member discloses the personal data of the member's proxy(ies) and/or representative(s) to the Company (or its agents or service providers), the member has obtained the prior consent of such proxy(ies) and/or representative(s) for the collection, use and disclosure by the Company (or its agents or service providers) of the personal data of such proxy(ies) and/or representative(s) for the Purposes, and (iii) agrees that the member will indemnify the Company in respect of any penalties, liabilities, claims, demands, losses and damages as a result of the member's breach of warranty.

This page has been intentionally left blank.

PENGUIN INTERNATIONAL LIMITED

(Incorporated in the Republic of Singapore)
(Company Registration Number: 197600165Z)

PROXY FORM

IMPORTANT

- 1 For investors who have used their CPF monies to buy the Company's shares, this Annual Report is sent to them at the request of their CPF Approved Nominees solely FOR INFORMATION ONLY.
- 2 This Proxy Form is not valid for use by CPF Investors and shall be ineffective for all intents and purposes if used or purported to be used by them.

I/We _____ (Name)
_____ (NRIC No./Passport No./Company Registration No.)
of _____ (Address)
being a *member/members of **PENGUIN INTERNATIONAL LIMITED** (the "**Company**"), hereby appoint:

Name	Address	*NRIC/Passport No.	Proportion of Shareholdings (%)

*and/or

Name	Address	*NRIC/Passport No.	Proportion of Shareholdings (%)

or failing *him/her/them, the Chairman of the Meeting as *my/our *proxy/proxies to vote for *me/us on *my/our behalf at the Annual General Meeting (the "Meeting") of the Company to be held at 11.00 a.m. on 21 April 2016 at 18 Tuas Basin Link, Singapore 638784 and at any adjournment thereof.

*I/We direct *my/our *proxy/proxies to vote for or against the Resolutions to be proposed at the Meeting as indicated hereunder. If no specific direction as to voting is given or in the event of any other matter arising at the Meeting and at any adjournment thereof, the proxy/proxies will vote or abstain from voting at his/her discretion. All resolutions put to the vote at the Meeting shall be decided by way of poll.

* Please delete accordingly

		For	Against
NO.	ORDINARY RESOLUTIONS		
	ORDINARY BUSINESS		
1.	Adoption of Directors' Statement and Audited Financial Statements		
2.	Declaration and Approval of First and Final Dividend		
3.	Approval of Directors' Fees		
4.	Re-election of Ms Tung May Fong as Director		
5.	Re-election of Mr Wong Ngiam Jih as Director		
6.	Re-election of Mr Leow Ban Tat as Director		
7.	Re-appointment of Ernst & Young LLP as Auditor		
	SPECIAL BUSINESS		
8.	Renewal of Share Issue Mandate		
9.	Renewal of General Mandate for Interested Person Transactions		
10.	Renewal of Share Buy Back Mandate		

Note:

- 1 Please indicate your vote "For" or "Against" with an "x" within the box provided
- 2 If you wish to exercise all your votes "For" or "Against", please indicate with an "x" within the box provided. Alternatively, please indicate the number of votes as appropriate

Dated this _____ day of _____ 2016.

Total No. of Shares	No. of Shares
In CDP Register	
In Register of Members	

Signature(s) of Member(s)/Common Seal

IMPORTANT: PLEASE READ NOTES BEFORE COMPLETING THIS PROXY FORM

Notes:

- 1 Please insert the total number of shares held by you. If you have shares entered against your name in the Depository Register (as defined in Section 81SF of the Securities and Futures Act (Chapter 289)) of Singapore, you should insert that number. If you have shares registered in your name in the Register of Members of the Company, you should insert that number. If you have shares entered against your name in the Depository Register and shares registered in your name in the Register of Members, you should insert the aggregate number. If no number is inserted, this form of proxy will be deemed to relate to all the shares held by you.
- 2 Except for a member who is a Relevant Intermediary as defined under Section 181(6) of the Companies Act (Chapter 50) of Singapore ("the Act"), a member is entitled to appoint not more than two (2) proxies to attend and vote on his behalf. Where a member appoints more than one (1) proxy, the appointments shall be invalid unless he specifies the proportion of his shareholding (expressed as a percentage of the whole) to be represented by each proxy.
- 3 Pursuant to Section 181(1C) of the Act, a member who is a Relevant Intermediary, is entitled to appoint more than two (2) proxies to attend and vote at the meeting, but each proxy must be appointed to exercise rights attached to a different share or shares held by such member. Where such member appoints more than two (2) proxies, the number and class of shares held by such member in relation to which each proxy has been appointed shall be specified in the proxy form.
- 4 A proxy need not be a member of the Company.
- 5 The instrument appointing a proxy or proxies must be deposited at the Company's registered office at 18 Tuas Basin Link, Singapore 638784 not less than 48 hours before the time appointed for the meeting.
- 6 The instrument appointing a proxy or proxies must be under the hand of the appointer or his attorney duly authorised in writing. Where the instrument appointing a proxy or proxies is executed by a corporation, it must be executed under its common seal or under the hand of its attorney or a duly authorised officer.
- 7 Where an instrument appointing a proxy or proxies is signed on behalf of the appointor by an attorney, the letter or power of attorney or a duly certified copy thereof must (failing previous registration with the Company) be lodged with the instrument of proxy, failing which the instrument may be treated as invalid.
- 8 A corporation that is a member may authorise by resolution of its directors or other governing body such person as it thinks fit to act as its representative at the meeting, in accordance with Section 179 of the Act.
- 9 The Company shall be entitled to reject an instrument of proxy which is incomplete, improperly completed, illegible or where the true intentions of the appointor are not ascertainable from the instructions of the appointor specified on the instrument of proxy. In addition, in the case of shares entered in the Depository Register, the Company may reject an instrument of proxy if the member, being the appointor, is not shown to have shares against his name in the Depository Register as at 72 hours before the time appointed for holding the meeting, as certified by The Central Depository (Pte) Limited to the Company. A Depositor shall not be regarded as a member of the Company entitled to attend the meeting and to vote thereat unless his name appears on the Depository Register 72 hours before the time appointed for the meeting.
- 10 **PERSONAL DATA PRIVACY:** By submitting an instrument appointing a proxy(ies) and/or representative(s) to attend, speak and vote at the Meeting and/or any adjournment thereof, a member of the Company (i) consents to the collection, use and disclosure of the member's personal data by the Company (or its agents) for the purpose of the processing and administration by the Company (or its agents) of proxies and representatives appointed for the Meeting (including any adjournment thereof) and the preparation and compilation of the attendance lists, minutes and other documents relating to the Meeting (including any adjournment thereof), and in order for the Company (or its agents) to comply with any applicable laws, Listing Rules, regulations and/or guidelines (collectively, the "**Purposes**"), (ii) warrants that where the member discloses the personal data of the member's proxy(ies) and/or representative(s) to the Company (or its agents), the member has obtained the prior consent of such proxy(ies) and/or representative(s) for the collection, use and disclosure by the Company (or its agents) of the personal data of such proxy(ies) and/or representative(s) for the Purposes, and (iii) agrees that the member will indemnify the Company in respect of any penalties, liabilities, claims, demands, losses and damages as a result of the member's breach of warranty.

SPECIAL NOTE:

Interested Persons in the class described in paragraph 2.1.1 of the Letter to Shareholders dated 30 March 2016 who shall accept nominations as proxies or otherwise may not vote at the Meeting in respect of the ordinary resolution unless the shareholders appointing them as proxies give specific instructions in the relevant proxy forms in the manner in which they wish their votes to be cast for the ordinary resolution.



KEEP CALM AND LOVE PENGUINS

Crew Boats | Security Boats | Passenger Ferries



www.penguin.com.sg